



**MODEL 5025
TIRE SPREADER**

Installation, Operation
and Repair Parts
Information



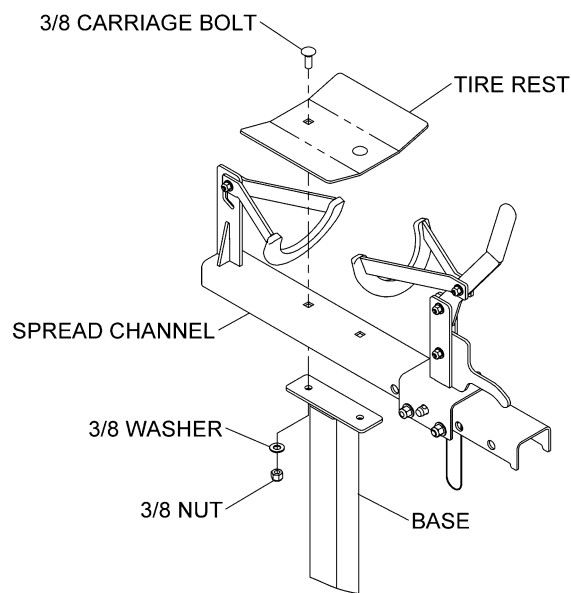
Branick Industries, Inc. • 4245 Main Avenue • Fargo, North Dakota 58103

ASSEMBLY INSTRUCTIONS

- 1) Open the shipping carton and unpack contents including hardware.
- 2) Inspect parts for shipping damage.
- 3) Align holes in tire rest, spread channel and top of base.
- 4) Insert bolts from top through the aligned holes.
- 5) Place a washer and nut on each bolt and tighten nuts until snug.

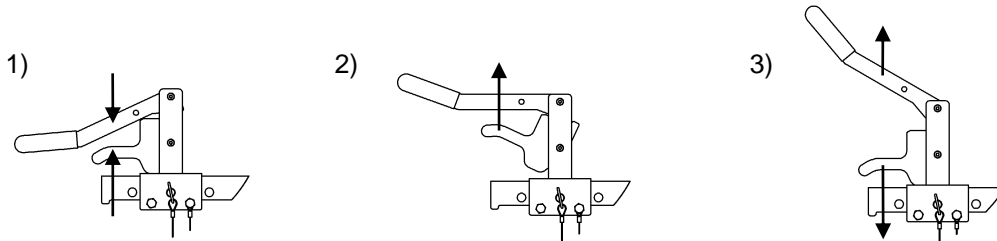
NOTE: Place the spreader on a solid, level floor and secure with anchor bolts (not included). An Optional Base Plate Kit (05-0139) is available if floor mounting is not possible.

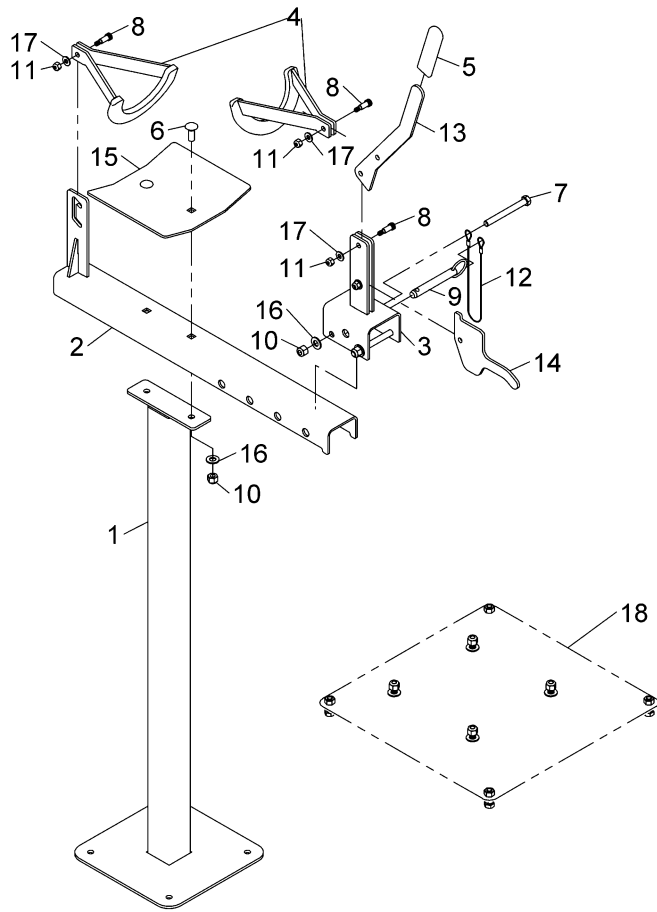
- 6) Test spreader for proper operation.



LOCK RELEASE INSTRUCTIONS

- 1) To release auto-lock, grasp both the spread handle and safety lock with one hand while steadying the tire with the other.
- 2) Lift the spread handle and safety lock up until the spread handle is approximately parallel with the spread channel.
- 3) Release the safety lock and lift the spread handle up to disengage the spread hook.





ITEM	QTY	P/N	DESCRIPTION
1	1	03-0630	BASE
2	1	03-0631	SPREAD CHANNEL
3	1	03-0632	SLIDE FRAME
4	2	03-0633	SPREAD PAD
5	1	10-0038	RUBBER GRIP
6	2	028-064	3/8" CARRIAGE BOLT
7	2	028-122	3/8" X 3-1/2" SCREW
8	4	50-0177	5/16" X 5/8" SHOULDER SCREW
9	1	54-0055	1/2" DETENT PIN
10	4	055-154	3/8" NYLON LOCK NUT
11	4	055-160	1/4" NYLON LOCK NUT
12	1	59-0087	LANYARD
13	1	72-0514	HANDLE
14	1	72-0515	SAFETY LOCK
15	1	72-0516	TIRE REST
16	4	108-015	3/8" FLAT WASHER
17	4	108-110	1/4" FLAT WASHER
18	-	05-0139	OPTIONAL BASE KIT

COMMERCIAL WARRANTY

This product is warranted by BRANICK INDUSTRIES, INC. to the original user-owner against defective materials or workmanship for a period of one year from the date of shipment. During the warranty period, at the discretion of Branick management, if the product is found to be defective, it will be repaired or replaced without charge. For service, contact Branick (800-437-4394) to obtain an RMA. Any product shipped to Branick must have an RMA and proof of original shipment date. The repaired or replacement product will be returned with transportation charges prepaid by Branick.

This warranty does not cover defects in the product caused by ordinary wear and tear, abuse, misuse, overloading, accident (including shipping damage), improper maintenance, alteration, or any other cause not the result of defective materials or workmanship.

REPAIR OR REPLACEMENT IS THE EXCLUSIVE REMEDY FOR DEFECTIVE PRODUCT UNDER THIS WARRANTY. THIS WARRANTY IS EXPRESSLY IN LIEU OF ALL OTHER WARRANTIES, INCLUDING ANY IMPLIED WARRANTY OF MERCHANT ABILITY OR ANY IMPLIED WARRANTY OF FITNESS FOR A PARTICULAR PURPOSE OF THIS PRODUCT. BRANICK INDUSTRIES, INC. SHALL NOT BE LIABLE FOR ANY CONSEQUENTIAL OR INCIDENTAL DAMAGES.

BRANICK INDUSTRIES, INC. reserves the right to make changes in the design or construction of our products without obligation to incorporate such changes in products already sold and without notice.

Service parts and regular repair service are available from authorized distributors of Branick products, or from:

BRANICK INDUSTRIES, INC.
4245 Main Ave.
Fargo, North Dakota 58103
Toll Free: 800-437-4394



www.branick.com