

ACCESSORY CATALOG

Wheel Balancing
System Accessories





TABLE OF CONTENTS

■ Wheel Balancing Systems: Accessories and Kits	
• Hofmann Wheel Clamping Device Identifications	7
• New Tooling Kits	8
• Precision Tooling Kits	9 - 15
• LCM System Kits	16 - 17
• Standard Cone Packages	17 - 18
• Pin Plate Sets	19
• Precision Collet Sets	19 - 20
• Light Truck and Motorhome Tooling Set	21
• Speed Plate Adapter Set	22
• Light Truck Cone Sets	22
• Miscellaneous Accessories	22 - 23
■ OEM Wheel Balancing Systems: Accessories and Kits	
• Acura & Honda OEM Kit	26
• BMW, Mini & Rolls Royce OEM Kit	26
• Chrysler, Dodge & Jeep OEM Kit	27
• Dodge RAM FCA Kit	27
• General Motors (GM) OEM Kit	28
• Infiniti & Nissan OEM Kit	29
• Audi, Bentley, Lamborghini, Porsche & VW OEM Kit	29
• Jaguar & Land Rover	30
• Maybach & Mercedes-Benz OEM Kit	31
• Toyota OEM Kit	32
• Subaru	32
• Ford	33
■ Heavy-Duty Wheel Balancing Systems: Accessories and Kits	
• Heavy-Duty Wheel Balancing Accessories	36 - 37
■ Motorcycle Wheel Balancing Systems: Accessories and Kits	
• Motorcycle Wheel Balancing Kit	40
• Additional Motorcycle Adapters	40 - 41
■ Wheel Balancing Systems: Application Chart	
• Application Chart Table of Contents	45

WHEEL BALANCING SYSTEMS

ACCESSORIES AND KITS



HOFMANN® LINE OF WHEEL BALANCING SYSTEMS



geodyna™ 7100



geodyna™ 7200s



geodyna™ 7600p



geodyna™ 7850p



geodyna™ 8250p



geodyna™ optima® II

HOFMANN® WHEEL CLAMPING DEVICE IDENTIFICATION

POWERCLAMP

Wheel is clamped on the balancer with the patented PowerClamp device, providing maximum speed and optimum clamping pressure.

COMPATIBLE BALANCERS INCLUDE:

- geodyna™ optima® II
- geodyna™ optima®
- geodyna™ 8250p
- geodyna™ 7850p
- geodyna™ 7600p



ZIPLOCK

ZipLock clamping the wheel on the balancer that have threaded shaft with a quick release threaded nut with handle.

COMPATIBLE BALANCERS INCLUDE:

- geodyna™ 7600l
- geodyna™ 7400l
- geodyna™ 7200s
- geodyna™ 7100



Not all wheels are the same, Hofmann® is proud to offer three new options to get the very best out of your balancer every time.

- **Standard Tool Kit (Level 1)** - Improved static balancing and alloy wheel protection package
- **Precision Clad & Flange Plate Tool Kit (Level 2)** - High precision kit for steel, alloy and clad passenger car, SUV and pick-up trucks (up to 1 ton) wheels
- **Light Commercial & Motorhome Tool Kit (Level 3)** - Improved and high precision tool kits for heavy, light commercial, delivery van, pick-up truck and motorhome wheels

NEW TOOLING KITS					
Level	Options	Balancer Type	Part Number	Content	Description
Level 1	None	PowerClamp ZipLock	EAK0309J31A	<ul style="list-style-type: none"> ▪ EAK0309J10B ▪ L190-400-06 ▪ EAA0307G82A ▪ EAS208J30AB 	<ul style="list-style-type: none"> ▪ 9 Collet Kit ▪ Small Spacer Disk ▪ Larger Pressure Cup ▪ Black Storage Stand
Level 2	CenTor™ Plate	PowerClamp ZipLock	EAK0309J32A	<ul style="list-style-type: none"> ▪ EAK0309J10B ▪ L190-400-06 ▪ EAK0221J50B ▪ EAS208J30AB 	<ul style="list-style-type: none"> ▪ 9 Collet Kit ▪ Small Spacer Disk ▪ CenTor™ Plate Kit ▪ Black Storage Stand
	SpeedPlate	PowerClamp	EAK0309J33A	<ul style="list-style-type: none"> ▪ EAK0309J10B ▪ L190-400-06 ▪ EAK0309J38A ▪ EAS208J30AB 	<ul style="list-style-type: none"> ▪ 9 Collet Kit ▪ Small Spacer Disk ▪ SpeedPlate Kit ▪ Black Storage Stand
		ZipLock	EAK0309J34A	<ul style="list-style-type: none"> ▪ EAK0309J10B ▪ L190-400-06 ▪ EAK0309J39B ▪ EAS208J30AB 	<ul style="list-style-type: none"> ▪ 9 Collet Kit ▪ Small Spacer Disk ▪ SpeedPlate Kit ▪ Black Storage Stand
Level 3	CenTor™ Plate	PowerClamp ZipLock	EAK0309J35A	<ul style="list-style-type: none"> ▪ EAK0309J10B ▪ L190-400-06 ▪ EAK0221J50B ▪ EAK0309J40A ▪ EAS208J30AB 	<ul style="list-style-type: none"> ▪ 9 Collet Kit ▪ Small Spacer Disk ▪ CenTor™ Plate Kit ▪ LCM Kit ▪ Black Storage Stand
	SpeedPlate	PowerClamp	EAK0309J36A	<ul style="list-style-type: none"> ▪ EAK0309J10B ▪ L190-400-06 ▪ EAK0309J38A ▪ EAK0309J41A ▪ EAS208J30AB 	<ul style="list-style-type: none"> ▪ 9 Collet Kit ▪ Small Spacer Disk ▪ SpeedPlate Kit ▪ LCM Kit ▪ Black Storage Stand
		ZipLock	EAK0309J37A	<ul style="list-style-type: none"> ▪ EAK0309J10B ▪ L190-400-06 ▪ EAK0309J39B ▪ EAK0309J40A ▪ EAS208J30AB 	<ul style="list-style-type: none"> ▪ 9 Collet Kit ▪ Small Spacer Disk ▪ SpeedPlate Kit ▪ LCM Kit ▪ Black Storage Stand

**EAK0309J31A Precision
Tooling Kit #1**

- **E162-400-42**
 - » Side A: 53mm - 58mm
 - » Side B: 57mm - 62mm
- **E162-400-43**
 - » Side A: 62mm - 67mm
 - » Side B: 65.5mm - 70.5mm
- **E162-400-44**
 - » Side A: 69mm - 74mm
 - » Side B: 72.5mm - 77.5mm
- **E162-400-45**
 - » Side A: 76.5mm - 81.5mm
 - » Side B: 81.5mm - 86.5mm
- **E162-400-46**
 - » Side A: 85.5mm - 90.5mm
 - » Side B: 90mm - 95mm
- **E162-400-47**
 - » Side A: 94mm - 99mm
 - » Side B: 98mm - 103mm
- **E162-400-48**
 - » Side A: 102mm - 107mm
 - » Side B: 106mm - 111mm
- **E162-400-49**
 - » Side A: 110mm - 115mm
 - » Side B: 114mm - 119mm
- **E162-400-50**
 - » Side A: 118mm - 123mm
 - » Side B: 121.5mm - 126.5mm



E162-400-42
Low Taper Collet #1



E162-400-43
Low Taper Collet #2



E162-400-44
Low Taper Collet #3



E162-400-45
Low Taper Collet #4



E162-400-46
Low Taper Collet #5



E162-400-47
Low Taper Collet #6



E162-400-48
Low Taper Collet #7



E162-400-49
Low Taper Collet #8



E162-400-50
Low Taper Collet #9



L190-400-06
Spacer



EAS2081J30AB
Black Storage Stand

**EAK0309J32A Precision
Tooling Kit #2**

- **E162-400-42**
 - » Side A: 53mm - 58mm
 - » Side B: 57mm - 62mm
- **E162-400-43**
 - » Side A: 62mm - 67mm
 - » Side B: 65.5mm - 70.5mm
- **E162-400-44**
 - » Side A: 69mm - 74mm
 - » Side B: 72.5mm - 77.5mm
- **E162-400-45**
 - » Side A: 76.5mm - 81.5mm
 - » Side B: 81.5mm - 86.5mm
- **E162-400-46**
 - » Side A: 85.5mm - 90.5mm
 - » Side B: 90mm - 95mm
- **E162-400-47**
 - » Side A: 94mm - 99mm
 - » Side B: 98mm - 103mm
- **E162-400-48**
 - » Side A: 102mm - 107mm
 - » Side B: 106mm - 111mm
- **E162-400-49**
 - » Side A: 110mm - 115mm
 - » Side B: 114mm - 119mm
- **E162-400-50**
 - » Side A: 118mm - 123mm
 - » Side B: 121.5mm - 126.5mm
- **V201-400-04**
 - » 4 x 98, 100, 108, 4.5",
 - 8 x 6.5", 170, 180
- **V205-400-20**
 - » 5 x 98, 105, 110, 4.5", 120,
 - 127, 135, 150
- **V205-400-27**
 - » 5 x 100, 108, 112, 115, 4.75",
 - 130, 5.5", 160
- **V206-400-12**
 - » 6 (3) x 115, 120, 127, 130,
 - 6 x 4.5", 132, 135, 5.5"
- **V275-080-11 (8 PCS)**
 - » Style - Wide Cone
 - Head Ø 28mm
 - Length 80mm
 - Total Length 99.5mm
- **V275-095-15 (8 PCS)**
 - » Style - Narrow Cone
 - Head Ø 19mm
 - Length 80mm
 - Total Length 114.5mm
- **V275-105-14 (6 PCS)**
 - » Style C - Ball
 - Head Ø 24.5mm
 - Length 105mm
 - Total Length 124.5mm



E162-400-42
Low Taper Collet #1



E162-400-43
Low Taper Collet #2



E162-400-44
Low Taper Collet #3



E162-400-45
Low Taper Collet #4



E162-400-46
Low Taper Collet #5



E162-400-47
Low Taper Collet #6



E162-400-48
Low Taper Collet #7



E162-400-49
Low Taper Collet #8



E162-400-50
Low Taper Collet #9



L190-400-06
Spacer



V201-400-04
CenTor™ Plate #1



V205-400-20
CenTor™ Plate #2



V205-400-27
CenTor™ Plate #3



V206-400-12
CenTor™ Plate #4



V275-080-11
CenTor™ Stud




V275-095-15
CenTor™ Stud



V275-105-14
CenTor™ Stud



S900-005-01
Measuring Tool



M299-200-01
Application Chart
(1985 to current)



EAS2081J30AB
Black Storage Stand

**EAK0309J33A Precision
Tooling Kit #3**

- **E162-400-42**
 - » Side A: 53mm - 58mm
 - » Side B: 57mm - 62mm
- **E162-400-43**
 - » Side A: 62mm - 67mm
 - » Side B: 65.5mm - 70.5mm
- **E162-400-44**
 - » Side A: 69mm - 74mm
 - » Side B: 72.5mm - 77.5mm
- **E162-400-45**
 - » Side A: 76.5mm - 81.5mm
 - » Side B: 81.5mm - 86.5mm
- **E162-400-46**
 - » Side A: 85.5mm - 90.5mm
 - » Side B: 90mm - 95mm
- **E162-400-47**
 - » Side A: 94mm - 99mm
 - » Side B: 98mm - 103mm
- **E162-400-48**
 - » Side A: 102mm - 107mm
 - » Side B: 106mm - 111mm
- **E162-400-49**
 - » Side A: 110mm - 115mm
 - » Side B: 114mm - 119mm
- **E162-400-50**
 - » Side A: 118mm - 123mm
 - » Side B: 121.5mm - 126.5mm
- **V265-030-11 (6 PCS)**
 - » Short Cone Seat
 - Head Ø 28mm
 - Length 30mm
 - Total Length 80mm
- **V265-055-14 (6 PCS)**
 - » Ball Seat
 - Head Ø 24.5mm
 - Length 55mm
 - Total Length 105mm
- **V265-045-15 (6 PCS)**
 - » Narrow Cone Seat
 - Head Ø 19mm
 - Length 55mm
 - Total Length 95mm



E162-400-42
Low Taper Collet #1



E162-400-43
Low Taper Collet #2



E162-400-44
Low Taper Collet #3



E162-400-45
Low Taper Collet #4



E162-400-46
Low Taper Collet #5



E162-400-47
Low Taper Collet #6



E162-400-48
Low Taper Collet #7



E162-400-49
Low Taper Collet #8



E162-400-50
Low Taper Collet #9



L190-400-06
Spacer



V265-030-11
Torque Tip™



V265-055-14
Torque Tip™



V265-045-15
Torque Tip™



V405-818-05
SpeedPlate™



V404-818-05
SpeedPlate™



V406-818-05
SpeedPlate™



EAS2081J30AB
Black Storage Stand

EAK0309J34A Precision Tooling Kit #4

- **E162-400-42**
 - » Side A: 53mm - 58mm
 - » Side B: 57mm - 62mm
- **E162-400-43**
 - » Side A: 62mm - 67mm
 - » Side B: 65.5mm - 70.5mm
- **E162-400-44**
 - » Side A: 69mm - 74mm
 - » Side B: 72.5mm - 77.5mm
- **E162-400-45**
 - » Side A: 76.5mm - 81.5mm
 - » Side B: 81.5mm - 86.5mm
- **E162-400-46**
 - » Side A: 85.5mm - 90.5mm
 - » Side B: 90mm - 95mm
- **E162-400-47**
 - » Side A: 94mm - 99mm
 - » Side B: 98mm - 103mm
- **E162-400-48**
 - » Side A: 102mm - 107mm
 - » Side B: 106mm - 111mm
- **E162-400-49**
 - » Side A: 110mm - 115mm
 - » Side B: 114mm - 119mm
- **E162-400-50**
 - » Side A: 118mm - 123mm
 - » Side B: 121.5mm - 126.5mm
- **V265-030-11 (6 PCS)**
 - » Short Cone Seat
 - Head Ø 28mm
 - Length 30mm
 - Total Length 80mm
- **V265-055-14 (6 PCS)**
 - » Ball Seat
 - Head Ø 24.5mm
 - Length 55mm
 - Total Length 105mm
- **V265-045-15 (6 PCS)**
 - » Narrow Cone Seat
 - Head Ø 19mm
 - Length 55mm
 - Total Length 95mm



E162-400-42
Low Taper Collet #1



E162-400-43
Low Taper Collet #2



E162-400-44
Low Taper Collet #3



E162-400-45
Low Taper Collet #4



E162-400-46
Low Taper Collet #5



E162-400-47
Low Taper Collet #6



E162-400-48
Low Taper Collet #7



E162-400-49
Low Taper Collet #8



E162-400-50
Low Taper Collet #9



EAK0309J43A
SpeedPlate™



EAK0309J44A
SpeedPlate™



EAK0309J45A
SpeedPlate™



L190-400-04
Spacer



V265-035-11
Torque Tip™



V265-045-15
Torque Tip™



V265-055-14
Torque Tip™



EAS2081J30AB
Black Storage Stand

EAK0309J35A Precision Tooling Kit #5

- **E162-400-42**
 - » Side A: 53mm - 58mm
 - » Side B: 57mm - 62mm
- **E162-400-43**
 - » Side A: 62mm - 67mm
 - » Side B: 65.5mm - 70.5mm
- **E162-400-44**
 - » Side A: 69mm - 74mm
 - » Side B: 72.5mm - 77.5mm
- **E162-400-45**
 - » Side A: 76.5mm - 81.5mm
 - » Side B: 81.5mm - 86.5mm
- **E162-400-46**
 - » Side A: 85.5mm - 90.5mm
 - » Side B: 90mm - 95mm
- **E162-400-47**
 - » Side A: 94mm - 99mm
 - » Side B: 98mm - 103mm
- **E162-400-48**
 - » Side A: 102mm - 107mm
 - » Side B: 106mm - 111mm
- **E162-400-49**
 - » Side A: 110mm - 115mm
 - » Side B: 114mm - 119mm
- **E162-400-50**
 - » Side A: 118mm - 123mm
 - » Side B: 121.5mm - 126.5mm
- **L209-400-01**
 - » 6 x 180, 8.75", 205, 210
 - » 8 x 200, 210, 225
 - » 10 x 7.25", 225
- **V201-400-04**
 - » 4 x 98, 100, 108, 4.5",
 - » 8 x 6.5", 170, 180
- **V205-400-20**
 - » 5 x 98, 105, 110, 4.5", 120,
 - » 127, 135, 150
- **V205-400-27**
 - » 5 x 100, 108, 112, 115, 4.75",
 - » 130, 5.5", 160
- **V206-400-12**
 - » 6 (3) x 115, 120, 127, 130,
 - » 6 x 4.5", 132, 135, 5.5"
- **V275-080-11 (8 PCS)**
 - » Style - Wide Cone
 - » Head Ø 28mm
 - » Length 80mm
 - » Total Length 99.5mm
- **V275-095-15 (8 PCS)**
 - » Style - Narrow Cone
 - » Head Ø 19mm
 - » Length 80mm
 - » Total Length 114.5mm
- **V275-105-14 (6 PCS)**
 - » Style C - Ball
 - » Head Ø 24.5mm
 - » Length 105mm
 - » Total Length 124.5mm



E162-400-42
Low Taper Collet #1



E162-400-43
Low Taper Collet #2



E162-400-44
Low Taper Collet #3



E162-400-45
Low Taper Collet #4



E162-400-46
Low Taper Collet #5



E162-400-47
Low Taper Collet #6



E162-400-48
Low Taper Collet #7



E162-400-49
Low Taper Collet #8



E162-400-50
Low Taper Collet #9



L190-400-06
Spacer



L209-400-01
LCM CenTor™ Plate



S900-006-01
Flange Nut



V168-400-03
Centering Disk #15



V168-400-04
Centering Disk #16



V168-400-06
Centering Disk #18



V168-400-08
Centering Disk #20



V201-400-04
CenTor™ Plate



V205-400-20
CenTor™ Plate



V205-400-27
CenTor™ Plate



V206-400-12
CenTor™ Plate



V275-080-11
CenTor™ Stud



V275-095-15
CenTor™ Stud



V275-105-14
CenTor™ Stud



V280-028-17
LCM CenTor™ Stud




V280-035-18
LCM CenTor™ Stud



V280-060-19
LCM CenTor™ Stud



S900-005-01
Measuring Tool



M299-200-01
M299-200-02
Application Chart
(1985 to current)



EAS2081J30AB
Black Storage Stand

EAK0309J36A Precision Tooling Kit #6

- **E162-400-42**
 - » Side A: 53mm - 58mm
 - » Side B: 57mm - 62mm
- **E162-400-43**
 - » Side A: 62mm - 67mm
 - » Side B: 65.5mm - 70.5mm
- **E162-400-44**
 - » Side A: 69mm - 74mm
 - » Side B: 72.5mm - 77.5mm
- **E162-400-45**
 - » Side A: 76.5mm - 81.5mm
 - » Side B: 81.5mm - 86.5mm
- **E162-400-46**
 - » Side A: 85.5mm - 90.5mm
 - » Side B: 90mm - 95mm
- **E162-400-47**
 - » Side A: 94mm - 99mm
 - » Side B: 98mm - 103mm
- **E162-400-48**
 - » Side A: 102mm - 107mm
 - » Side B: 106mm - 111mm
- **E162-400-49**
 - » Side A: 110mm - 115mm
 - » Side B: 114mm - 119mm
- **E162-400-50**
 - » Side A: 118mm - 123mm
 - » Side B: 121.5mm - 126.5mm
- **L209-818-01**
 - » Built-in PowerClamp Handle
6 x 180, 8.75", 205
8 x 200, 210, 225
10 x 7.25", 225
- **V275-080-11 (6 PCS)**
 - » Style - Wide Cone
Head Ø 28mm
Length 80mm
Total Length 99.5mm
- **V275-095-15 (6 PCS)**
 - » Style - Narrow Cone
Head Ø 19mm
Length 80mm
Total Length 114.5mm
- **V275-105-14 (6 PCS)**
 - » Style C - Ball
Head Ø 24.5mm
Length 105mm
Total Length 124.5mm



E162-400-42
Low Taper Collet #1



E162-400-43
Low Taper Collet #2



E162-400-44
Low Taper Collet #3



E162-400-45
Low Taper Collet #4



E162-400-46
Low Taper Collet #5



E162-400-47
Low Taper Collet #6



E162-400-48
Low Taper Collet #7



E162-400-49
Low Taper Collet #8



E162-400-50
Low Taper Collet #9



L190-400-06
Spacer



L209-818-01
LCM CenTor™ Plate



S900-006-01
Flange Nut



V168-400-03
Centering Disk #15



V168-400-04
Centering Disk #16



V168-400-06
Centering Disk #18



V168-400-08
Centering Disk #20



V404-818-05
SpeedPlate™



V405-818-05
SpeedPlate™



V405-818-05
SpeedPlate™



V265-030-11
Torque Tip™



V265-045-15
Torque Tip™



V265-055-14
Torque Tip™



V280-028-17
LCM CenTor™ Stud




V280-035-18
LCM CenTor™ Stud



V280-060-19
LCM CenTor™ Stud



S900-005-01
Measuring Tool



M299-200-02
Application Chart
(1985 to current)



EAS2081J30AB
Black Storage Stand

EAK0309J37A Precision Tooling Kit #7

- **E162-400-42**
 - » Side A: 53mm - 58mm
 - » Side B: 57mm - 62mm
- **E162-400-43**
 - » Side A: 62mm - 67mm
 - » Side B: 65.5mm - 70.5mm
- **E162-400-44**
 - » Side A: 69mm - 74mm
 - » Side B: 72.5mm - 77.5mm
- **E162-400-45**
 - » Side A: 76.5mm - 81.5mm
 - » Side B: 81.5mm - 86.5mm
- **E162-400-46**
 - » Side A: 85.5mm - 90.5mm
 - » Side B: 90mm - 95mm
- **E162-400-47**
 - » Side A: 94mm - 99mm
 - » Side B: 98mm - 103mm
- **E162-400-48**
 - » Side A: 102mm - 107mm
 - » Side B: 106mm - 111mm
- **E162-400-49**
 - » Side A: 110mm - 115mm
 - » Side B: 114mm - 119mm
- **E162-400-50**
 - » Side A: 118mm - 123mm
 - » Side B: 121.5mm - 126.5mm
- **L209-400-01**
 - » 6 x 180, 8.75", 205, 210
 - » 8 x 200, 210, 225
 - » 10 x 7.25", 225
- **V275-080-11 (6 PCS)**
 - » Style - Wide Cone
 - » Head Ø 28mm
 - » Length 80mm
 - » Total Length 99.5mm
- **V275-095-15 (6 PCS)**
 - » Style - Narrow Cone
 - » Head Ø 19mm
 - » Length 80mm
 - » Total Length 114.5mm
- **V275-105-14 (6 PCS)**
 - » Style C - Ball
 - » Head Ø 24.5mm
 - » Length 105mm
 - » Total Length 124.5mm



E162-400-42
Low Taper Collet #1



E162-400-43
Low Taper Collet #2



E162-400-44
Low Taper Collet #3



E162-400-45
Low Taper Collet #4



E162-400-46
Low Taper Collet #5



E162-400-47
Low Taper Collet #6



E162-400-48
Low Taper Collet #7



E162-400-49
Low Taper Collet #8



E162-400-50
Low Taper Collet #9



L190-400-06
Spacer



L209-400-01
LCM CenTor™ Plate



S900-006-01
Flange Nut



V168-400-03
Centering Disk #15



V168-400-04
Centering Disk #16



V168-400-06
Centering Disk #18



V168-400-08
Centering Disk #20



EAK0309J43A
SpeedPlate™



EAK0309J44A
SpeedPlate™



EAK0309J45A
SpeedPlate™



V265-030-11
Torque Tip™



V265-045-15
Torque Tip™



V265-055-14
Torque Tip™



V280-028-17
LCM CenTor™ Stud



V280-035-18
LCM CenTor™ Stud



V280-060-19
LCM CenTor™ Stud



EAS2081J30AB
Black Storage Stand

**EAK0309J39A SpeedPlate™
System (ZipLock)**

- **V275-080-11 (6 PCS)**
 - » Style - Wide Cone
 - Head Ø 28mm
 - Length 80mm
 - Total Length 99.5mm
- **V275-095-15 (6 PCS)**
 - » Style - Narrow Cone
 - Head Ø 19mm
 - Length 80mm
 - Total Length 114.5mm
- **V275-105-14 (6 PCS)**
 - » Style C - Ball
 - Head Ø 24.5mm
 - Length 105mm
 - Total Length 124.5mm



V265-030-11
Torque Tip™



V265-045-15
Torque Tip™



V265-055-14
Torque Tip™



EAK0309J43A
SpeedPlate™



EAK0309J44A
SpeedPlate™



EAK0309J45A
SpeedPlate™

**EAK0309J40A LCM System
(ZipLock)**

- **L209-400-01**
 - » 6 x 180, 8.75", 205, 210
 - 8 x 200, 210, 225
 - 10 x 7.25", 225



L209-400-01
LCM CenTor™ Plate



S900-006-01 (5 PCS)
Flange Nut



V168-400-03
Centering Disk #15



V168-400-04
Centering Disk #16



V168-400-06
Centering Disk #18



V168-400-08
Centering Disk #20



V280-028-17 (3 PCS)
LCM CenTor™ Stud



V280-035-18 (3 PCS)
LCM CenTor™ Stud



V280-060-19 (5 PCS)
LCM CenTor™ Stud

EAK0309J38A SpeedPlate™ System (Power Clamp)

- **V275-080-11 (6 PCS)**
 - » Style - Wide Cone
 - Head Ø 28mm
 - Length 80mm
 - Total Length 99.5mm
- **V275-095-15 (6 PCS)**
 - » Style - Narrow Cone
 - Head Ø 19mm
 - Length 80mm
 - Total Length 114.5mm
- **V275-105-14 (6 PCS)**
 - » Style C - Ball
 - Head Ø 24.5mm
 - Length 105mm
 - Total Length 124.5mm



V265-030-11
Torque Tip™



V265-045-15
Torque Tip™



V265-055-14
Torque Tip™



V404-818-05
SpeedPlate™



V405-818-05
SpeedPlate™



V406-818-05
SpeedPlate™

EAK0309J41A LCM System (Power Clamp)

- **L209-400-01**
 - » 6 x 180, 8.75", 205, 210
 - 8 x 200, 210, 225
 - 10 x 7.25", 225



L209-818-01
LCM CenTor™ Plate



S900-006-01 (5 PCS)
Flange Nut



V168-400-03
Centering Disk #15



V168-400-04
Centering Disk #16



V168-400-06
Centering Disk #18



V168-400-08
Centering Disk #20



V280-028-17 (3 PCS)
LCM CenTor™ Stud



V280-035-18 (3PCS)
LCM CenTor™ Stud



V280-060-19 (5 PCS)
LCM CenTor™ Stud

EAK0309J11A Standard Cone Package #1

- Truck Cone: 3.3" - 5.2"
- Large Cone: 2.8" - 3.9"
- Medium: 2.2" - 3.3"
- Small Cone: 2.1" - 2.5"
- Precision Spacer



EAM0003J08A
Truck Cone



EAM0003J07A
Large Cone



EAM0003J06A
Medium Cone



EAM0003J05A
Small Cone



L190-400-06
Spacer

EAK0309J12A Standard Cone Package #2

- Cone #1: 1.70" - 2.23"
- Cone #2: 2.03" - 3.17"
- Cone #3: 2.38" - 3.51"
- Cone #4: 2.74" - 3.87"
- Cone #5: 3.08" - 4.21"
- Cone #6: 3.42" - 5.40"
- Cone #7: 4.21" - 6.30"
- Precision Spacer



EAM0003J64A
Cone #1



EAM0003J65A
Cone #2



EAM0003J66A
Cone #3



EAM0003J67A
Cone #4



EAM0003J68A
Cone #5



EAM0003J69A
Cone #6



EAM0003J70A
Cone #7



L190-400-06
Spacer

EAK0309J28A Four Cone Set

- Truck Cone: 3.3" - 5.2"
- Large Cone: 2.8" - 3.9"
- Medium Cone: 2.2" - 3.3"
- Small Cone: 2.1" - 2.5"



EAM0003J08A
Truck Cone



EAM0003J07A
Large Cone



EAM0003J06A
Medium Cone



EAM0003J05A
Small Cone

EAK0221J31A Seven Cone Set

- **EAM0003J64A**
» Cone #1: 1.70" - 2.23"
- **EAM0003J65A**
» Cone #2: 2.03" - 3.17"
- **EAM0003J66A**
» Cone #3: 2.38" - 3.51"
- **EAM0003J67A**
» Cone #4: 2.74" - 3.87"
- **EAM0003J68A**
» Cone #5: 3.08" - 4.21"
- **EAM0003J69A**
» Cone #6: 3.42" - 5.40"
- **EAM0003J70A**
» Cone #7: 4.21" - 6.30"



EAM0003J64A
Cone #1



EAM0003J65A
Cone #2



EAM0003J66A
Cone #3



EAM0003J67A
Cone #4



EAM0003J68A
Cone #5



EAM0003J69A
Cone #6



EAM0003J70A
Cone #7

EAK0221J50B Pin Plate Set


- **V201-400-04**
 - » 4 x 98, 100, 108, 4.5", 8 x 6.5", 170, 180
- **V205-400-20**
 - » 5 x 98, 105, 110, 4.5", 120, 127, 135, 150
- **V205-400-27**
 - » 5 x 100, 108, 112, 115, 4.75", 130, 5.5", 160
- **V206-400-12**
 - » 6 (3) x 115, 120, 127, 130, 6 x 4.5", 132, 135, 5.5"
- **V275-080-11 (8 PCS)**
 - » Style - Wide Cone
 - Head Ø 28mm
 - Length 80mm
 - Total Length 99.5mm
- **V275-095-15 (8 PCS)**
 - » Style - Narrow Cone
 - Head Ø 19mm
 - Length 80mm
 - Total Length 114.5mm
- **V275-105-14 (6 PCS)**
 - » Style C - Ball
 - Head Ø 24.5mm
 - Length 105mm
 - Total Length 124.5mm



V201-400-04
CenTor™ Plate #1



V205-400-20
CenTor™ Plate #2



V205-400-27
CenTor™ Plate #3



V206-400-12
CenTor™ Plate #4



V275-080-11
CenTor™ Stud




V275-095-15
CenTor™ Stud



V275-105-14
CenTor™ Stud



S900-005-01
Measuring Tool



M299-200-01
Application Chart
(1985 to current)

EAK0309J48A Precision 4 Collet Set

- **E162-400-47**
 - » Side A: 94mm - 99mm
 - » Side B: 98mm - 103mm
- **E162-400-48**
 - » Side A: 102mm - 107mm
 - » Side B: 106mm - 111mm
- **E162-400-49**
 - » Side A: 110mm - 115mm
 - » Side B: 114mm - 119mm
- **E162-400-50**
 - » Side A: 118mm - 123mm
 - » Side B: 121.5mm - 126.5mm



E162-400-47
Low Taper Collet #6



E162-400-48
Low Taper Collet #7



E162-400-49
Low Taper Collet #8



E162-400-50
Low Taper Collet #9

EAK0309J42A Precision 5 Collet Set

- **E162-400-42**
 - » Side A: 53mm - 58mm
 - » Side B: 57mm - 62mm
- **E162-400-43**
 - » Side A: 62mm - 67mm
 - » Side B: 65.5mm - 70.5mm
- **E162-400-44**
 - » Side A: 69mm - 74mm
 - » Side B: 72.5mm - 77.5mm
- **E162-400-45**
 - » Side A: 76.5mm - 81.5mm
 - » Side B: 81.5mm - 86.5mm
- **E162-400-46**
 - » Side A: 85.5mm - 90.5mm
 - » Side B: 90mm - 95mm



E162-400-42
Low Taper Collet #1



E162-400-43
Low Taper Collet #2



E162-400-44
Low Taper Collet #3



E162-400-45
Low Taper Collet #4



E162-400-46
Low Taper Collet #5

EAK0309J10B Precision 9 Collet Set

- **E162-400-42**
 - » Side A: 53mm - 58mm
 - » Side B: 57mm - 62mm
- **E162-400-43**
 - » Side A: 62mm - 67mm
 - » Side B: 65.5mm - 70.5mm
- **E162-400-44**
 - » Side A: 69mm - 74mm
 - » Side B: 72.5mm - 77.5mm
- **E162-400-45**
 - » Side A: 76.5mm - 81.5mm
 - » Side B: 81.5mm - 86.5mm
- **E162-400-46**
 - » Side A: 85.5mm - 90.5mm
 - » Side B: 90mm - 95mm
- **E162-400-47**
 - » Side A: 94mm - 99mm
 - » Side B: 98mm - 103mm
- **E162-400-48**
 - » Side A: 102mm - 107mm
 - » Side B: 106mm - 111mm
- **E162-400-49**
 - » Side A: 110mm - 115mm
 - » Side B: 114mm - 119mm
- **E162-400-50**
 - » Side A: 118mm - 123mm
 - » Side B: 121.5mm - 126.5mm



E162-400-42
Low Taper Collet #1



E162-400-43
Low Taper Collet #2



E162-400-44
Low Taper Collet #3



E162-400-45
Low Taper Collet #4



E162-400-46
Low Taper Collet #5



E162-400-47
Low Taper Collet #6



E162-400-48
Low Taper Collet #7



E162-400-49
Low Taper Collet #8



E162-400-50
Low Taper Collet #9

EAK0309J15B Light Truck and Motorhome Tooling Set

- **V168-400-01**
 - » Single Sided, 4.56" Bore, 8 x 6.5" PCD GM
- **V168-400-02**
 - » Single Sided, 4.60" Bore, 8 x 6.5" PCD GM
- **V168-400-03**
 - » Double Sided, 124mm Bore, 8 x 180 PCD + 154mm Bore, 8x 120 PCD GM
- **V168-400-04**
 - » Double Sided, 5.25" Bore, 10 x 7.25" PCD GM + 5.46" Bore, 10 x 7.25" PCD Ford
- **V168-400-05**
 - » Double Sided, 4.88" Bore, 8 x 6.50" PCD + 125mm Bore, 8 x 170 PCD Ford
- **V168-400-06**
 - » Double Sided, 142mm Bore, 8 x 200 PCD + 170mm Bore, 8+10 x 225 " PCD Ford & Dodge
- **V168-400-07**
 - » Single Sided, 4.77" Bore, 8 x 6.50" PCD Dodge
- **V168-400-08**
 - » Double Sided, 161mm Bore, 3 x 205 PCD Sprinter + 163.7mm Bore, 6 x 8.75" PCD Japanese
- **L209-400-01**
 - » 10x7.25", 10x225, 8x225, 8x200, 8x210, 6x205, 6x8.75"
- **V270-075-16 (4 PCS)**
 - » Spring loaded with 12mm leaning nipple
- **V280-060-19 (5 PCS)**
 - » Spring loaded with 14mm leaning nipple
- **V280-028-17 (3 PCS)**
 - » Mercedes/Dodge Sprinter Style
- **V280-035-18 (3 PCS)**
 - » Japanese style leaning nipple



V168-400-01
Centering Disk #13



V168-400-02
Centering Disk #14



V168-400-03
Centering Disk #15



V168-400-04
Centering Disk #16



V168-400-05
Centering Disk #17



V168-400-06
Centering Disk #18



V168-400-07
Centering Disk #19



V168-400-08
Centering Disk #20



L209-400-01
LCM CenTor™ Plate



V270-075-16
LCM CenTor™ Stud



V280-060-19
LCM CenTor™ Stud



V280-028-17
LCM CenTor™ Stud



V280-035-18
LCM CenTor™ Stud



S900-006-01
Flange Nut



M299-200-02
Application Chart

EAK0309J16B SpeedPlate™ Adapter System

- **V404-400-05**
 - » 4 & 8 Lug Wheels
 - 95.25mm - 180mm
- **V405-400-05**
 - » 5 Lug Wheels
 - 95.25mm - 180mm
- **V406-400-05**
 - » 6 Lug Wheels
 - 95.25mm - 180mm
- **V265-035-11 (6 PCS)**
 - » Style B - Short
 - Head Ø 28mm
 - Length 30mm
 - Total Length 80mm
- **V265-055-14 (6 PCS)**
 - » Style E - Ball
 - Head Ø 24.5mm
 - Length 55mm
 - Total Length 105mm
- **V265-045-15 (6 PCS)**
 - » Style C - Narrow
 - Head Ø 24.5mm
 - Length 60mm
 - Total Length 105mm



V404-400-05 SpeedPlate™



V405-400-05 SpeedPlate™



V406-400-05 SpeedPlate™



V265-035-11 Torque Tip™



V265-055-14 Torque Tip™



V265-045-15 Torque Tip™

8100068 Basic Light Truck Cone Kit



Light Truck Cone Kit - Includes Light Truck Cone - 4.25" to 6.85" and Large Spacer Disc

V15440003 Precision Light Truck Cone Kit



Step Cone Kit with Hub Centric Centering. **Large Step Cone** - Range 157mm - 177mm (6.190" to 6.972") Low taper angle for optimum results on hub centric wheels. Ford F450/550, GM (10 x 8.75"), Hino, Mitsubishi, Sprinter (6 x 205mm), and many more. **Medium Step Cone** - Range 128mm - 143mm (5.059" to 5.683"). Low taper angle for optimum balancing results on hub centric wheels. For F350 (8 x 200mm), GM (10 x 7.25"), Isuzu, Iveco, Opel, Renault, and many more.

Soft Protective Ring

- **00110410000**
 - » Soft Protective Ring
- **EAC0058D15A**
 - » Soft Protective Ring
- **EAA0247G21A**
 - » Wheel Width Gauge



00110410000



EAC0058D15A



EAA0247G21A

<p style="text-align: center;">ZipLock</p> <ul style="list-style-type: none"> ▪ EAA0277D61A » 40mm ZipLock ▪ 6411408 » 40mm Steel Wing ZipLock ▪ EAA0263G66A » 40mm Plastic Wing ZipLock 	<div style="display: flex; justify-content: space-around; align-items: center;"> <div style="text-align: center;">  <p>EAA0277D61A</p> </div> <div style="text-align: center;">  <p>6411408</p> </div> <div style="text-align: center;">  <p>EAA0263G66A</p> </div> </div>
<p style="text-align: center;">ZipLock Pressure Cup</p> <ul style="list-style-type: none"> ▪ 8-02040A2 » Small Pressure Cup ▪ EAC0058D07A » Large Pressure Cup 	<div style="display: flex; justify-content: space-around; align-items: center;"> <div style="text-align: center;">  <p>8-02040A2</p> </div> <div style="text-align: center;">  <p>EAC0058D07A</p> </div> </div>
<p style="text-align: center;">Universal Front Lug</p> <ul style="list-style-type: none"> ▪ 8100006 » Front Lug Adapter ▪ 2402262 (5 PCS) » Stud ▪ 2402263 (5 PCS) » Stud ▪ 2402264 (5 PCS) » Stud ▪ 2402265 (5 PCS) » Stud ▪ 2402266 (5 PCS) » Stud 	<div style="display: flex; flex-wrap: wrap; justify-content: space-around;"> <div style="text-align: center; width: 30%;">  <p>8100006</p> </div> <div style="text-align: center; width: 30%;">  <p>2402262</p> </div> <div style="text-align: center; width: 30%;">  <p>2402263</p> </div> <div style="text-align: center; width: 30%;">  <p>2402264</p> </div> <div style="text-align: center; width: 30%;">  <p>2402265</p> </div> <div style="text-align: center; width: 30%;">  <p>2402266</p> </div> </div>
<p style="text-align: center;">Miscellaneous</p> <ul style="list-style-type: none"> ▪ EAS2081J30AB » Storage Stand (Black) ▪ 00058839000 » Weight Pliers ▪ HFGLOVE500XX » Hofmann Gloves - XXL ▪ HFGLOVE500XL » Hofmann Gloves - XL ▪ HFGLOVE500L » Hofmann Gloves - L ▪ HFGLOVE500M » Hofmann Gloves - M 	<div style="display: flex; justify-content: space-around; align-items: center;"> <div style="text-align: center;">  <p>EAS2081J30AB</p> </div> <div style="text-align: center;">  <p>00058839000</p> </div> <div style="text-align: center;">  <p>HFGLOVE500</p> </div> </div>

OEM WHEEL BALANCING SYSTEM

ACCESSORIES AND KITS



EAK0221J94B Acura & Honda System | World Kit

- **V202-400-13**
» 4 x 100mm & 6 x 139.7mm
- **V205-400-26**
» 5 x 100mm, 114.3mm, 120mm, 150mm
- **V275-085-14 (5 PCS)**
» Style C - Ball
Head Ø 24.5mm
Length 85mm
Total Length 104.5mm
- **V275-105-14 (5 PCS)**
» Style C - Ball
Head Ø 24.5mm
Length 105mm
Total Length 124.5mm
- **L164-400-25**
» Side A: 56mm
- **L164-400-27**
» Side A: 65mm
- **L164-400-29**
» Side A: 70mm



V202-400-13
CenTor™ Plate



V205-400-26
CenTor™ Plate



V275-085-14
CenTor™ Stud



V275-105-14
CenTor™ Stud



L164-400-25
OEM Precision Collet



L164-400-27
OEM Precision Collet




L164-400-29
OEM Precision Collet

EAK0221J96B BMW, Mini, Rolls Royce System | World Kit

- **V202-400-15**
» 4 x 100mm, 5 x 120mm, 5 x 155mm
- **V202-400-25**
» 5 x 100mm, 112mm, 120mm, 4.75", 5", 130mm, 6.1"
- **V275-400-13 (5 PCS)**
» Style A - Standard
Head Ø 20.9mm
Length 100mm
Total Length 119.5mm
- **V275-125-13 (5 PCS)**
» Style A - Standard
Head Ø 20.9mm
Length 125mm
Total Length 144.5mm
- **V160-400-05**
» Side A: 117.5mm
- **V164-400-25**
» Side A: 56mm & 57mm
- **V164-400-28**
» Side A: 66.5mm
- **L164-400-31**
» Side A: 72.5mm & 74mm



V202-400-15
CenTor™ Plate



V205-400-25
CenTor™ Plate



V275-100-13
CenTor™ Stud



V275-125-13
CenTor™ Stud



V160-400-05
OEM Precision Collet



L164-400-25
OEM Precision Collet



L164-400-28
OEM Precision Collet



L164-400-31
OEM Precision Collet

EAK0221J83B Chrysler, Dodge, Jeep System | World Kit

- **V202-400-18**
» 4 x 98, 6 x 4.5", 8 x 6.5"
- **V205-400-20**
» 5 x 98, 105, 110, 4.5", 120, 5", 135, 150
- **V205-400-27**
» 5 x 100, 4.25", 112, 115, 4.75", 130, 5.5", 160
- **E162-400-42**
» Side A: 53mm - 58mm
Side B: 57mm - 62mm
- **E162-400-43**
» Side A: 62mm - 67mm
Side B: 65.5mm - 70.5mm
- **E162-400-44**
» Side A: 69mm - 74mm
Side B: 72.5mm - 77.5mm
- **E162-400-45**
» Side A: 76.5mm - 81.5mm
Side B: 81.5mm - 86.5mm
- **V275-080-11**
» Style B - Wide Cone
Head Ø 28mm
Length 24.5mm
Total Length 99.5mm
- **V275-095-15**
» Style E - Narrow
Head Ø 19mm
Length 80mm
Total Length 114.5mm
- **V270-075-16**
» Spring loaded with 12mm leaning nipple
- **V168-400-07**
» Side A: 8 Lug x 6.5"
Center bore: 4.77"



V202-400-18
CenTor™ Plate #1



V205-400-20
CenTor™ Plate #2



V205-400-27
CenTor™ Plate #3




E162-400-42
Low Taper Collet #1



E162-400-43
Low Taper Collet #2



E162-400-44
Low Taper Collet #3



E162-400-45
Low Taper Collet #4




V275-080-11
CenTor™ Stud



V275-95-15
CenTor™ Stud



V270-075-16
CenTor™ Stud



V168-400-07
Centering Disk #12



S900-006-01
Flange Nut

EAK0221J83A Dodge RAM FCA System | World Kit

- **V280-060-19**
» Spring loaded with 14mm leaning nipple
- **L209-400-01**
» 10x7.25", 10x225, 8x225, 8x200, 8x210, 6x205, 6x8.75"
- **V168-400-06**
» Double Sided, 142mm Bore, 8 x 200 PCD + 170mm Bore, 8+10 x 225" PCD Ford & Dodge



V280-060-19
LCM CenTor™ Stud



S900-006-01
Flange Nut



L209-400-01
LCM CenTor™ Plate



V168-400-06
Centering Disk #17

EAK0221J74B GM | World Kit


- **V201-400-04**
 - » 4 x 98, 100, 4.25", 4.5"
 - 8 x 6.5", 170, 180
- **V205-400-20**
 - » 5 x 98, 105, 110, 4.5", 120, 5.5", 135, 150
- **V205-400-27**
 - » 5 x 100, 4.25", 112, 115, 4.75", 130, 5.5", 160
- **V206-400-12**
 - » 3 x 115, 120, 127
 - 6 x 4.5", 132, 135, 5.5"
- **V270-075-16**
 - » Spring loaded with 12mm leaning nipple
- **V275-080-11**
 - » Style B - Wide Cone
 - Head Ø 28mm
 - Length 24.5mm
 - Total Length 99.5mm
- **V275-095-15**
 - » Style E - Narrow
 - Head Ø 19mm
 - Length 80mm
 - Total Length 114.5mm
- **L209-400-01**
 - » 10x7.25", 10x225, 8x225, 8x200, 8x210, 6x205, 6x8.75"
- **V168-400-03**
 - » Double Sided, 124mm Bore, 8 x 180 PCD + 154mm Bore, 8x 120 PCD GM
- **E162-400-42**
 - » Side A: 53mm - 58mm
 - Side B: 57mm - 62mm
- **E162-400-43**
 - » Side A: 62mm - 67mm
 - Side B: 65.5mm - 70.5mm
- **E162-400-44**
 - » Side A: 69mm - 74mm
 - Side B: 72.5mm - 77.5mm
- **E162-400-45**
 - » Side A: 76.5mm - 81.5mm
 - Side B: 81.5mm - 86.5mm
- **E162-400-47**
 - » Side A: 94mm - 99mm
 - » Side B: 98mm - 103mm
- **E162-400-49**
 - » Side A: 110mm - 115mm
 - » Side B: 114mm - 119mm
- **E162-400-50**
 - » Side A: 118mm - 123mm
 - » Side B: 121.5mm - 126.5mm



V201-400-04
CenTor™ Plate #1



V205-400-20
CenTor™ Plate #2



V205-400-27
CenTor™ Plate #3



V206-400-12
CenTor™ Plate #4



V270-075-16
CenTor™ Stud



V275-080-11
CenTor™ Stud



V275-095-15
CenTor™ Stud



V280-060-19
LCM CenTor™ Stud



S900-006-01
Flange Nut



L209-400-01
LCM CenTor™ Plate



V168-400-03
Centering Disk #16



L190-400-06
Small Spacer Disk



E162-400-42
Low Taper Collet #1



E162-400-43
Low Taper Collet #2



E162-400-44
Low Taper Collet #3



E162-400-45
Low Taper Collet #4



E162-400-47
Low Taper Collet #6



E162-400-49
Low Taper Collet #8



E162-400-50
Low Taper Collet #9

**EAK0221J98B Infiniti
& Nissan | World Kit**

- **V201-400-04**
 - » 4 x 98, 100, 4.25", 4.5"
 - 8 x 6.5", 170, 180
- **V205-400-20**
 - » 5 x 98, 105, 110, 4.5", 120,
 - 5.5", 135, 150
- **V206-400-12**
 - » 3 x 115, 120, 127
 - 6 x 4.5", 132, 135, 5.5"
- **L164-400-26**
 - » Side A: 59mm
- **L164-400-28**
 - » Side A: 66mm
- **L164-400-32**
 - » Side A: 77.8mm
- **V275-080-11**
 - » Style B - Wide Cone
 - Head Ø 28mm
 - Total Length 99.5mm
- **V275-095-15**
 - » Style E - Narrow
 - Head Ø 19mm
 - Length 80mm



V201-400-04
CenTor™ Plate #1



V205-400-20
CenTor™ Plate #2



V206-400-12
CenTor™ Plate #4



L164-400-26
OEM Precision Collet



L164-400-28
OEM Precision Collet



L164-400-32
OEM Precision Collet



V275-080-11
CenTor™ Stud



V275-095-15
CenTor™ Stud

**EAK0221J95C Audi, Bentley,
Lamborghini, Porsche,
VW | World Kit**

- **V205-400-25**
 - » 5x100mm, 5x112mm,
 - 5x120mm, 5x120.65mm,
 - 127mm, 130mm & 155mm
- **V275-085-14 (5 PCS)**
 - » Style C - Ball
 - Head Ø 24.5mm
 - Length 85mm
 - Total Length 104.5mm
- **V275-105-14 (5 PCS)**
 - » Style C - Ball
 - Head Ø 24.5mm
 - Length 105mm
 - Total Length 124.5mm
- **V140-400-05**
 - » Porsche 911 Turbo, 911 GT2
 - and 911 GT3 since 2010. Fits
 - OEM and aftermarket wheels.
- **V160-400-05**
 - » Side A: 117.5mm
- **L164-400-25**
 - » Side A: 57mm
- **L164-400-28**
 - » Side A: 66mm
- **E162-400-44**
 - » Side A: 69mm - 74mm
 - Side B: 72.5mm - 77.5mm
- **E162-400-45**
 - » Side A: 76.5mm - 81.5mm
 - Side B: 81.5mm - 86.5mm



V205-400-25
CenTor™ Plate



V275-085-14
CenTor™ Stud



V275-105-14
CenTor™ Stud



V140-400-05
Central Lock Cone



V160-400-05
OEM Precision Collet



L164-400-25 - L164-280-25
OEM Precision Collet



L164-400-25
OEM Precision Collet



E162-400-44
Low Taper Collet #3



E162-400-45
Low Taper Collet #4

**EAK0221J99C Jaguar &
Land Rover | World Kit**

- **V205-400-30**
 - » 5x108mm, 5x114.3mm,
5x120mm, 5x120.65mm,
5x165.1mm
- **V275-080-11 (5 PCS)**
 - » Style B - Wide Cone
Head Ø 28mm
Length 24.5mm
Total Length 99.5mm
- **V275-080-12 (5 PCS)**
 - » Style D - Land Rover
Head Ø 34mm
Length 80mm
Total Length 99.5mm
- **V275-085-14 (5 PCS)**
 - » Style C - Ball
Head Ø 24.5mm
Length 85mm
Total Length 104.5mm
- **V275-100-13 (5 PCS)**
 - » Style A - Standard Cone
Head Ø 20.9mm
Length 100mm
Total Length 119.5mm
- **L164-400-27**
 - » Side A: 63.3mm & 64mm
- **L164-400-29**
 - » Side A: 70mm
- **L164-400-31**
 - » Side A: 72.5mm & 73.8mm
- **L162-400-49**
 - » Side A: 114mm
- **L190-400-06**
 - » Width: 39mm
ID: 135mm
OD: 207mm

*Used in combination with
Low Taper Collet L162-400-49*



V205-400-30
CenTor™ Plate



V275-080-11
CenTor™ Stud



V275-80-12
CenTor™ Stud



V275-085-14
CenTor™ Stud



V275-100-13
CenTor™ Stud



L164-400-27
OEM Precision Collet



L164-400-29
OEM Precision Collet



L164-400-31
OEM Precision Collet



E162-400-49
OEM Precision Collet



L190-400-06
Small Spacer Disk

EAK0309J02C Maybach & Mercedes Benz | World Kit

- **V202-400-14**
 - » 3x112mm, 4x100mm, 6x130mm, 6x205mm
- **V205-400-25**
 - » 5x100mm, 5x112mm, 5x120mm, 5x120.65mm
- **V270-045-17 (6 PCS)**
 - » Style - Sprinter
 - Head Ø 28mm
 - Length 45mm
 - Total Length 69.5mm
- **V275-085-14 (5 PCS)**
 - » Style C - Ball
 - Head Ø 24.5mm
 - Length 85mm
 - Total Length 104.5mm
- **V275-105-14 (5 PCS)**
 - » Style C - Ball
 - Head Ø 24.5mm
 - Length 105mm
 - Total Length 124.5mm
- **E162-400-42**
 - » Side A: 57mm
 - Side B: 60mm
- **E162-400-43**
 - » Side A: 66.5mm
 - Side B: 66.5mm
- **E162-400-45**
 - » Side A: Not used
 - Side B: 84mm & 85mm
- **V168-400-08**
 - » Side A: 6 Lug x 205mm, 161mm Center Bore.

Used in combination with CenTor™ Plate V202-400-14 & CenTor™ Stud V270-045-17
- **S900-006-01**
 - » For all CenTor™ Studs with threads; V270-075-16, V280-028-17, V280-035-18 & V280-060-19.
 - Thread: 3/8"-16"



V202-400-14
CenTor™ Plate



V205-400-25
CenTor™ Plate



V270-045-17
CenTor™ Stud



V275-085-14
CenTor™ Stud




V275-105-14
CenTor™ Stud



E162-400-42
OEM Precision Collet



E162-400-43
OEM Precision Collet



E162-400-45
OEM Precision Collet



V168-400-08
Centering Disk



S900-006-01
Flange Nut

EAK0309J01D
Toyota | World Kit

- **V202-400-16**
 - » 4x100mm & 6x139.7mm
- **V205-400-29**
 - » 5x100mm, 5x108mm, 5x114.3mm, 5x120mm, 5x150mm
- **V275-080-11 (6 PCS)**
 - » Style B - Short Cone
Head Ø 28mm
Length 80mm
Total Length 97.8mm
- **V275-085-13 (6 PCS)**
 - » Style A - Standard Cone
Head Ø 20.9mm
Length 85mm
Total Length 102.8mm
- **E162-400-42**
 - » Side A: 54mm
Side B: 60mm
- **E162-400-43**
 - » Side A: 65mm
Side B: 66.5mm
- **E162-400-48**
 - » Side A: 106mm
Side B: 108mm, 110mm



V202-400-16
CenTor™ Plate



V205-400-29
CenTor™ Plate



V275-080-11
CenTor™ Stud



V275-085-13
CenTor™ Stud



E162-400-42
OEM Precision Collet



E162-400-43
OEM Precision Collet



E162-400-48
OEM Precision Collet

EAK0309J03B
Subaru | World Kit

- **V205-400-29**
 - » 5x100mm, 5x108mm, 5x114.3mm, 5x120mm
- **V275-100-13 (5 PCS)**
 - » Style A - Standard Cone
Head Ø 20.9mm
Length 100mm
Total Length 119.5mm
- **L164-400-24**
 - » Side A: 54mm
Side B: 56mm



V205-400-29
CenTor™ Plate



V275-100-13
CenTor™ Stud



L164-400-24
OEM Precision Collet

EAK0221J97C CenTor™ Plate System Ford | Solution A

- **V202-400-06**
 - » 4x98mm, 4x100mm, 4x108mm, 6x135mm, 6x139.7mm, 8x165.1mm, 8x170mm
 - **V202-400-07**
 - » 5x108mm, 5x112mm, 5x114.3mm, 5x135mm, 5x139.7mm, 5x160mm, 6x180mm
 - **V275-080-11 (8 PCS)**
 - » Style B - Wide
Head Ø 28mm
Length 80mm
Total Length 99.5mm
 - **V275-095-15 (8 PCS)**
 - » Style E - Narrow
Head Ø 19mm
Length 80mm
Total Length 114.5mm
 - **E162-400-43**
 - » Side A: 62mm - 67mm
Side B: 65.5mm - 70.5mm
 - **E162-400-44**
 - » Side A: 69mm - 74mm
Side B: 72.5mm - 77.5mm
 - **E162-400-46**
 - » Side A: 85.5mm - 90.5mm
Side B: 90mm - 95mm
 - **V168-400-05**
 - » Side A (Yellow): 8 Lug x 6.5", 125mm Center Bore
 - » Side B (Green): 8 Lug x 170mm, 125mm Center Bore
- Used in combination with CenTor™ Plate V202-400-06 & CenTor™ Studs V270-080-11*



V202-400-06
CenTor™ Plate




V202-400-07
CenTor™ Plate



V275-080-11
CenTor™ Stud




V275-095-15
CenTor™ Stud



E162-400-43
Low Taper Collet #2



E162-400-44
Low Taper Collet #3



E162-400-46
Low Taper Collet #5












V168-400-05
Centering Disk #13

HEAVY-DUTY WHEEL BALANCING SYSTEM

ACCESSORIES AND KITS




<p>Heavy-Duty Wheel Deluxe Budd Wheel Adapter Set</p>	 <p>00112094000 Deluxe Budd Wheel Adapter Set</p>
<p>Heavy-Duty Wheel Budd Wheel Cone/Centering Bushing</p>	 <p>EAM0050J24A Budd Wheel Cone/Centering Bushing</p>
<p>Heavy-Duty Wheel Rim Width Caliper</p>	 <p>8-00391A Rim Width Caliper</p>
<p>Heavy-Duty Wheel Gold Spacer</p>	 <p>EAA0260D32A Gold Spacer</p>
<p>Heavy-Duty Wheel Light Truck Cone Kit</p>	 <p>8100068 Light Truck Cone Kit</p>

<p>Heavy-Duty Wheel Professional 4 & 5 Star Centering Arms</p>	 <p>EAA0307G80A Professional 4 & 5 Star Centering Arms</p>
<p>Heavy-Duty Wheel 20" Dayton Budd Wheel Adapter</p>	 <p>00112110000 20" Dayton Budd Wheel Adapter</p>
<p>Heavy-Duty Wheel 4 to 5 Star Quick Adapter Kit</p>	 <p>00112113000 4 to 5 Star Quick Adapter Kit</p>
<p>Heavy-Duty Wheel Truck Balancer Centering Disc</p>	 <p>00112292000 Truck Balancer Centering Disc</p>

MOTORCYCLE WHEEL BALANCING SYSTEM

ACCESSORIES AND KITS





**Motorcycle Adapter Kit
EAA0260D80A**

- Basic Adapter
- Adapter Shaft, Arbor
- Clamping Nut M14 x 1.5 with Spinner
- Fastening Nuts
- Gauge Extension
- Arbor Wrench
- Cone Assortment
- Spacers
- Instructions
- Bushings



Shaft Adapters



EAA0277D03A
10mm Shaft Adapter



EAA0277D29A*
Extended Shaft Adapter

Scooter Adapters










EAA0277D05A*
Scooter Wheels



EAA0277D06A*
Rear Scooter

*Image may not accurately reflect the actual product

<p>Mono-Levers</p>	<div style="display: flex; justify-content: space-around; align-items: center;"> <div style="text-align: center;">  <p>EAA0277D11A Aprilia Rear Mono-Lever</p> </div> <div style="text-align: center;">  <p>EAA0260D16A BMW Mono-Lever</p> </div> <div style="text-align: center;">  <p>EAA0277D09A Honda or Yamaha Rear Mono-Lever</p> </div> </div>
<p>Ducati Wheels Adapter EAA0277D20A</p>	<div style="text-align: center;">  <p>EAA0277D20A Ducati Wheels Adapter</p> </div>
<p>Harley Davidson Adapters</p>	<div style="display: flex; justify-content: space-around; align-items: center;"> <div style="text-align: center;">  <p>2000561 3/4" Adapter with 1" Bushing</p> </div> <div style="text-align: center;">  <p>35-7805 1" Shaft Kit, 14" Long</p> </div> </div>
<p>Suzuki, NTV & Moto Guzzi V11 EAA0277D07A</p>	<div style="text-align: center;">  <p>EAA0277D07A Suzuki, NTV & Moto Guzzi V11</p> </div>






WHEEL BALANCING SYSTEMS

APPLICATION CHART





BALANCING SYSTEM FOR STEEL & ALUMINUM WHEELS







BRAND	PAGE
ACURA	46
AMERICAN MOTORS	46
ASTON MARTIN	46
AUDI	46
BENTLEY	46
BMW	46 - 47
BUICK	47
CADILLAC	47
CHEVROLET	47 - 48
CHRYSLER	48
DAEWOO	49
DODGE	49
EAGLE	49
FERRARI	49 - 50



BRAND	PAGE
FIAT	50
FORD	50
FREIGHTLINER	50
GMC	50 - 51
HONDA	51
HUMMER	51
HYUNDAI	51
INFINITI	51 - 52
ISUZU	52
JAGUAR	52
JEEP	52
KIA	52
LAMBORGHINI	52
LAND ROVER	52



BRAND	PAGE
LEXUS	53
LINCOLN	53
LOTUS	53
MASERATI	53
MAYBACH	53
MAZDA	53
MERCEDES-BENZ	53
MERCURY	54
MINI	54
MITSUBISHI	54
NISSAN	54 - 55
OLDSMOBILE	55
PLYMOUTH	55
PONTIAC	55

BRAND	PAGE
PORSCHE	55
RAM	55
RENAULT	55
ROLLS-ROYCE	56
SAAB	56
SATURN	56
SCION	56
SMART	56
SUBARU	56
SUZUKI	56
TESLA	56
TOYOTA	56 - 57
VOLKSWAGEN	57
VOLVO	57



				
1	ACURA	ø Bore / Collet #	Plate # / PCD	
2	CL 2.2 / 3.0 ('96-'99)	64mm 2	1 4 x 4.5"	
3	CL 3.2 ('01-'03)	64mm 2	2 5 x 4.5"	
4	CSX ('06-'08)	64mm 2	2 5 x 4.5"	
5	EL (To-'00)	56mm 1	1 4 x 100	
6	ILX ('13-On)	64mm 2	2 5 x 4.5"	
7	Integra ('86-'01)	56mm 1	1 4 x 100	
8	Integra Type-R ('97-'01)	64mm 2	2 5 x 4.5"	
9	Legend (To-'91)	64mm 2	1 4 x 4.5"	
10	Legend ('92-'95)	64mm 2	2 5 x 4.5"	
11	MDX ('01-'06)	64mm 2	2 5 x 4.5"	
12	MDX ('07-'13)	64mm 2	2 5 x 120	
13	MDX ('14-On)	64mm 3	2 5 x 4.5"	
14	NSX Front Wheel ('91-'05)	70mm 3	2 5 x 4.5"	
15	NSX Rear Wheel ('91-'05)	64mm 2	2 5 x 4.5"	
16	RDX ('07-On)	64mm 2	2 5 x 4.5"	
17	RL ('96-'04)	64mm 2	2 5 x 4.5"	
18	RL ('05-'12)	64mm 2	2 5 x 120	
19	RLX ('14-On)	64mm 2	2 5 x 120	
20	RSX ('02-'06)	64mm 2	2 5 x 4.5"	
21	SLX ('96-'99)	100mm 6	4 6 x 5.5"	
22	TL 2.5 ('95-'98)	64mm 2	1 4 x 4.5"	
23	TL 3.2 ('96-'08)	64mm 2	2 5 x 4.5"	
24	TL ('09-'14)	64mm 2	2 5 x 120	
25	TSX ('04-On)	64mm 2	2 5 x 4.5"	
26	Vigor ('91-'92)	64mm 2	1 4 x 4.5"	
27	Vigor ('93-'94)	64mm 2	2 5 x 4.5"	
28	ZDX ('10-On)	64mm 2	2 5 x 120	
29	AMERICAN MOTORS	ø Bore / Collet #	Plate # / PCD	
30	All Passenger Cars	Cone -	2 5 x 4.5"	
31				
32				
33	ASTON MARTIN	ø Bore / Collet #	Plate # / PCD	
34	DB7 ('00-'04)	74mm 3	3 5 x 4.75"	
35	DB9 ('04-'13)	68mm 2	2 5 x 4.5"	
36	DBS ('08-'12)	68mm 2	2 5 x 4.5"	
37	One-77 ('09-On)			
38	Rapide ('10-'On)	68mm 2	2 5 x 4.5"	
39	Vanquish ('02-'06)	63.3mm	3 5 x 108	
40	Vanquish ('13-On)			
41	Vantage ('06-On)	68mm 2	2 5 x 4.5"	
42	Virage ('11-On)	68mm 2	2 5 x 4.5"	
43	AUDI	ø Bore / Collet #	Plate # / PCD	
44	80 ('88-'92)	57mm 1	1 4 x 108	
45	90 ('88-'95)	57mm 1	1 4 x 108	
46	100 ('89-'91)	57mm 1	1 4 x 108	
47	100 ('92-'94)	57mm 1	3 5 x 112	



			
AUDI Continued	ø Bore / Collet #	Plate # / PCD	
200 ('89-'91)	57mm 1	3 5 x 112	
A3 ('06-On)	57mm 1	3 5 x 112	
A4 ('97-'08)	57mm 1	3 5 x 112	
A4 ('09-On)	66.5mm 2	3 5 x 112	
A5 ('08-On)	66.5mm 2	3 5 x 112	
A6 ('95-On)	57mm 1	3 5 x 112	
A7 ('11-On)	66.5mm 2	3 5 x 112	
A8 ('95-On)	57mm 1	3 5 x 112	
Allroad Quattro ('01-'05)	57mm 1	3 5 x 112	
Cabriolet ('92-'98)	57mm 1	1 4 x 108	
Coupe Quattro ('89-'91)	57mm 1	1 4 x 108	
Q5 ('09-On)	66.5mm 2	3 5 x 112	
Q7 ('07-On)	71.5mm 3	3 5 x 130	
R8 ('08-On)	57mm 1	3 5 x 112	
RS4 ('08)	57mm 1	3 5 x 112	
RS6 ('03)	57mm 1	3 5 x 112	
S4 ('92-'94)	57mm 1	3 5 x 112	
S5 ('08-On)	66.5mm 2	3 5 x 112	
S6 ('95-'96+'02-'03+'07-On)	57mm 1	3 5 x 112	
S8 ('01-'03+'07-On)	57mm 1	3 5 x 112	
TT ('99-'07)	57mm 1	3 5 x 100	
TT ('08-On)	57mm 1	3 5 x 112	
TTS ('09-On)	57mm 1	3 5 x 112	
V8 ('90-'94)	57mm 1	3 5 x 112	
BENTLEY	ø Bore / Collet #	Plate # / PCD	
Arnage ('99-'09)	72.5mm 3	2 5 x 120	
Arnage Azure ('99-'09)	72.5mm 3	2 5 x 120	
Arnage Brooklands ('09-'09)	72.5mm 3	2 5 x 120	
Continental ('04-On)	57mm 1	3 5 x 112	
Mulsanne ('11-On)	57mm 1	3 5 x 112	
BMW	ø Bore / Collet #	Plate # / PCD	
1 Series ('08-On)	72.5mm 3	2 5 x 120	
3 Series (To-'93)	57mm 1	1 4 x 100	
3 Series ('94-On)	72.5mm 3	2 5 x 120	
4 Series ('14-On)	72.5mm 3	2 5 x 120	
5 Series (To-'96)	72.5mm 3	2 5 x 120	
5 Series ('97-'03)	74mm 3	2 5 x 120	
5 Series ('04-On)	72.5mm 3	2 5 x 120	
6 Series ('77-'89)	72.5mm 3	2 5 x 120	
6 Series ('04-On)	72.5mm 3	2 5 x 120	
7 Series ('77-On)	72.5mm 3	2 5 x 120	
8 Series ('91-'97)	72.5mm 3	2 5 x 120	
Z3 ('96-'02)	72.5mm 3	2 5 x 120	
Z4 ('03-On)	72.5mm 3	2 5 x 120	
Z8 ('00-'03)	72.5mm 3	2 5 x 120	



				
48	BMW Continued	ø Bore / Collet #	Plate # / PCD	
49	X1 ('11-On)	72.5mm 3	2 5 x 120	
50	X3 ('04-On)	72.5mm 3	2 5 x 120	
51	X5 ('00-'06)	72.5mm 3	2 5 x 120	
52	X5 ('07-'13)	74mm 3	2 5 x 120	
53	X5 ('14-On)		2 5 x 120	
54	X6 Front Wheel ('08-On)	74mm 3	2 5 x 120	
55	X6 Rear Wheel ('08-On)	72.5mm 3	2 5 x 120	
56	BUICK	ø Bore / Collet #	Plate # / PCD	
57	Century ('84-'96)	Cone -	3 5 x 115	
58	Century ('97-'05)	70.2mm 3	3 5 x 115	
59	Electra FWD (To-'90)	Cone -	3 5 x 115	
60	Enclave ('08-On)	74.5mm 3	4 6 x 132	
61	Encore ('13-On)	56.5mm 1	2 5 x 105	
62	LaCrosse ('05-'09)	70.2mm 3	3 5 x 115	
63	LaCrosse ('10-On)	67mm 2	2 5 x 120	
64	LeSabre (To-'91)	Cone -	3 5 x 115	
65	LeSabre ('92-'05)	70.2mm 3	3 5 x 115	
66	Lucerne ('06-'11)	70.2mm 3	3 5 x 115	
67	Park Avenue ('89-'91)	Cone -	3 5 x 115	
68	Park Avenue ('92-'05)	70.2mm 3	3 5 x 115	
69	Rainier ('04-'07)	78mm 4	4 6 x 127	
70	Reatta ('89-'91)	Cone -	3 5 x 115	
71	Regal ('88-'97)	Cone -	3 5 x 115	
72	Regal ('98-'04)	70.2mm 3	3 5 x 115	
73	Regal ('11-On)	67mm 2	2 5 x 120	
74	Rendezvous ('01-'07)	70.2mm 3	3 5 x 115	
75	Riviera ('86-'99)	70.2mm 3	3 5 x 115	
76	Roadmaster (To-'95)	Cone -	2 5 x 127	
77	Skyhawk (To-'93)	Cone -	3 5 x 100	
78	Skylark ('89-'97)	Cone -	3 5 x 100	
79	Somerset (To-'91)	Cone -	3 5 x 100	
80	Terraza ('05)	70.2mm 3	3 5 x 115	
81	Terraza ('06-'07)	70.2mm 3	4 6 x 115	
82	Verano ('12-On)	56.5mm 1	2 5 x 105	
83	CADILLAC	ø Bore / Collet #	Plate # / PCD	
84	Allante ('87-'91)	Cone -	3 5 x 115	
85	ATS ('13-On)	70.2mm 3	3 5 x 115	
86	Catera ('96-'02)	65mm 2	2 5 x 110	
87	CTS ('02-'07)	70.2mm 3	3 5 x 115	
88	CTS ('08-On)	67mm 2	2 5 x 120	
89	CTS-V ('04-'07)	70.2mm 3	4 6 x 115	
90	CTS-V ('09-On)	67mm 2	2 5 x 120	
91	DeVille ('86-'91)	Cone -	3 5 x 115	
92	DeVille ('93-'05)	70.2mm 3	3 5 x 115	
93	DTS ('06-'11)	70.2mm 3	3 5 x 115	
94	Eldorado ('91-'03)	70.2mm 3	3 5 x 115	



				
	CADILLAC Continued	ø Bore / Collet #	Plate # / PCD	
	ELR ('14-On)	70.2mm 3	3 5 x 115	
	Escalade ('99-On)	78mm 4	4 6 x 5.5"	
	Fleetwood FWD ('90-'96)	Cone -	3 5 x 115	
	Fleetwood RWD (To-'90)	Cone -	2 5 x 127	
	Seville ('86-'96)	Cone -	3 5 x 115	
	Seville ('97-'04)	70.2mm 3	3 5 x 115	
	SRX ('04-'09)	70.2mm 3	4 6 x 115	
	SRX ('10-On)	70.2mm 3	4 6 x 120	
	STS ('05-'11)	70.2mm 3	3 5 x 115	
	STS-V ('06-'09)	70.2mm 3	4 6 x 115	
	XLR ('04-'09)	70.2mm 3	3 5 x 4.75"	
	XTS ('13-On)	67mm 2	2 5 x 120	
	CHEVROLET	ø Bore / Collet #	Plate # / PCD	
	Astro ('85-'02)	78mm 4	2 5 x 127	
	Astro ('03-'05)	78mm 4	4 6 x 5.5"	
	Avalanche 1500 ('02-On)	78mm 4	4 6 x 5.5"	
	Avalanche 2500 ('02-'06)	4.60" 8	1 8 x 6.5"	
	Aveo ('04-'11)	56.5mm 1	1 4 x 100	
	Bel Air ('77-'90)	Cone -	3 5 x 4.75"	
	Beretta ('89-'96)	Cone -	3 5 x 100	
	Blazer 2WD Full Size ('71-'92)	Cone -	2 5 x 127	
	Blazer 4WD Full Size (To-'95)	Cone -	4 6 x 5.5"	
	C-1500 ('88-'98)	Cone -	2 5 x 127	
	C/K-2500 ('88-'98)	Cone -	4 6 x 5.5"	
	C/K-2500 Dual ('88-'00)	4.56" 8	1 8 x 6.5"	
	C/K-2500 HD ('88-'00)	4.56" 8	1 8 x 6.5"	
	C/K-3500 ('88-'00)	4.56" 8	1 8 x 6.5"	
	C/K-3500 Dual ('88-'00)	4.56" 8	1 8 x 6.5"	
	Camero (To-'92)	Cone -	3 5 x 4.75"	
	Camaro ('93-'02)	70.2mm 3	3 5 x 4.75"	
	Camaro ('10-On)	67mm 2	2 5 x 120	
	Caprice ('77-'90)	Cone -	3 5 x 4.75"	
	Caprice ('91-'96)	78mm 4	2 5 x 127	
	Cavalier ('89-'05)	57mm 1	3 5 x 100	
	Cobalt LS & LT ('05-'08)	56.5mm 1	1 4 x 100	
	Cobalt LS ('09-'10)	65mm 2	1 4 x 100	
	Cobalt LT ('09-'10)	65mm 2	2 5 x 110	
	Cobalt SS ('06-'10)	65mm 2	2 5 x 110	
	Colorado ('04-'12)	100mm 6	4 6 x 5.5"	
	Colorado ('15-On)	70.2mm 3	4 6 x 120	
	Corsica ('89-'97)	57mm 1	3 5 x 100	
	Corvette (To-'96)	Cone -	3 5 x 4.75"	
	Corvette ('97-On)	70.2mm 3	3 5 x 4.75"	
	Cruze ('10-'On)	56.5mm 1	2 5 x 105	
	E-10 (To-'96)	Cone -	2 5 x 127	



					
	CHEVROLET Continued	ø Bore / Collet #	Plate # / PCD		
95	CHEVROLET Continued	ø Bore / Collet #	Plate # / PCD		
96	Epica ('04-'06)	56.5mm 1 1	4 x 4.5"		
97	Equinox ('05-'09)	70.2mm 3 3	5 x 115		
98	Equinox ('10-'On)	67mm 2 2	5 x 120		
99	Express G-1500 ('97-'02)	78mm 4 2	5 x 127		
100	Express G-1500 ('03-'On)	78mm 4 4	6 x 5.5"		
101	Express G-2500 ('97-'On)	78mm 4 4	6 x 5.5"		
102	Express G-2500HD ('97-'On)	4.60" 4 1	8 x 6.5"		
103	Express G-3500 ('97-'On)	4.60" 4 1	8 x 6.5"		
104	G-10	Cone - 2	5 x 127		
105	G-30 Dual ('76-'00)	Cone - 1	8 x 6.5"		
106	G-30 Single ('91-'04)	Cone - 1	8 x 6.5"		
107	GE/GS-2500 ('71-'04)	Cone - 1	8 x 6.5"		
108	GE/GS-3500 ('76-'00)	Cone - 1	8 x 6.5"		
109	HHR ('06-'11)	65mm 2 2	5 x 110		
110	Impala (To-'90)	Cone - 3	5 x 4.75"		
111	Impala ('95-'99)	78mm 4 2	5 x 127		
112	Impala ('00-'13)	70.2mm 3 3	5 x 115		
113	Impala ('14-'On)	67mm 2 2	5 x 120		
114	Impala SS ('94-'98)	78mm 4 2	5 x 127		
115	K-10 (To-'87)	Cone - 4	6 x 5.5"		
116	K-1500 ('88-'98)	Cone - 4	6 x 5.5"		
117	Laredo 2WD (To-'98)	Cone - 2	5 x 127		
118	Laredo 4WD (To-'98)	Cone - 4	6 x 5.5"		
119	Lumina ('90-'01)	70.2mm 3 3	5 x 115		
120	Malibu ('97-'08)	70.2mm 3 3	5 x 115		
121	Malibu ('09-'12)	65mm 2 2	5 x 110		
122	Malibu ('13-'On)	67mm 2 2	5 x 120		
123	Metro ('98-'01)	Cone - 1	4 x 4.5"		
124	Monte Carlo ('95-'07)	70.2mm 3 3	5 x 115		
125	Optra ('04-'07)	56.5mm 1 1	4 x 4.5"		
126	Orlando ('12-'On) Canada	56.5mm 1 2	5 x 105		
127	P-10 (To-'87)	Cone - 2	5 x 127		
128	P-1500 (To-'87)	Cone - 2	5 x 127		
129	P-2500 Step Van ('71-'04)	Cone - 1	8 x 6.5"		
130	P-3500	Cone - 1	8 x 6.5"		
131	Prizm ('89-'02)	Cone - 1	4 x 100		
132	S-10 Pickup (To-'91)	Cone - 3	5 x 4.75"		
133	S-10 Blazer (To-'94)	Cone - 3	5 x 4.75"		
134	S-10 ('95-'04)	70.2mm 3 3	5 x 4.75"		
135	Spectrum ('86-'90)	Cone - 1	4 x 100		
136	Silverado C/K-1500 ('99-'On)	78mm 4 4	6 x 5.5"		
137	Silverado C/K-1500HD ('99-'07)	4.60" 8 1	8 x 6.5"		
138	Silverado C/K-2500 ('99-'10)	4.60" 8 1	8 x 6.5"		
139	Silverado C/K-2500 ('11-'On)	124mm 9 1	8 x 180		
140	Silverado C/K-3500 ('99-'10)	4.60" 8 1	8 x 6.5"		
141	Silverado C/K-3500 ('11-'On)	124mm 9 1	8 x 180		



					
	CHEVROLET Continued	ø Bore / Collet #	Plate # / PCD		
	CHEVROLET Continued	ø Bore / Collet #	Plate # / PCD		
	Sonic ('12-'On)	56.5mm 1 2	5 x 105		
	Spark ('13-'On)	56.5mm 1 1	4 x 100		
	SS Sports Sedan ('14-'On)	67mm 2 2	5 x 120		
	SSR ('04-'06)	78mm 4 4	6 x 127		
	Suburban K-1500 ('88-'03)	Cone - 4	6 x 5.5"		
	Suburban C-2500 ('88-'99)	Cone - 4	6 x 5.5"		
	Suburban K-1500HD ('00-'06)	Cone - 1	8 x 6.5"		
	Suburban K-2500 ('88-'06)	Cone - 1	8 x 6.5"		
	Suburban 1500 ('07-'On)	78mm 4 4	6 x 5.5"		
	Storm ('90-'94)	Cone - 1	4 x 100		
	Tahoe 2WD (To-'00)	Cone - 2	5 x 127		
	Tahoe 4WD (To-'00)	Cone - 4	6 x 5.5"		
	Tahoe ('00-'On)	78mm 4 4	6 x 5.5"		
	Tracker ('98-'04)	108mm 7 3	5 x 5.5"		
	Trax ('15-'On)	56.5mm 1 2	5 x 105		
	TrailBlazer ('01-'09)	78mm 4 4	6 x 127		
	Traverse ('09-'On)	74.5mm 3 4	6 x 132		
	Uplander ('05)	70.2mm 3 3	5 x 115		
	Uplander ('06-'09)	70.2mm 3 4	6 x 115		
	Venture ('02-'04)	70.2mm 3 3	5 x 115		
	Volt ('11-'On)	70.2mm 3 3	5 x 115		
	CHRYSLER	ø Bore / Collet #	Plate # / PCD		
	200 ('11-'On)	67mm 2 2	5 x 4.5"		
	300 ('05-'On)	71.5mm 3 3	5 x 115		
	300M ('98-'04)	71.5mm 3 2	5 x 4.5"		
	Aspen ('07-'09)	77.8mm 4 3	5 x 5.5"		
	Cirrus ('95-'01)	57mm 1 3	5 x 100		
	Concorde ('93-'03)	71.5mm 3 2	5 x 4.5"		
	Crossfire ('04-'07)	66.5mm 2 3	5 x 112		
	Imperial ('90-'93)	Cone - 3	5 x 100		
	Intrepid Canada ('00-'04)	71.5mm 3 2	5 x 4.5"		
	Laser ('85-'89)	Cone - 3	5 x 100		
	LeBaron ('86-'96)	Cone - 3	5 x 100		
	LHS ('99-'03)	71.5mm 3 2	5 x 4.5"		
	New Yorker ('86-'93)	Cone - 3	5 x 100		
	New Yorker ('94-'96)	71.5mm 3 2	5 x 4.5"		
	Pacifica ('04-'08)	71.5mm 3 2	5 x 127		
	PT Cruiser ('00-'10)	57mm 1 3	5 x 100		
	Sebring Convert. ('96-'06)	57mm 1 3	5 x 100		
	Sebring Coupe ('95-'07)	67mm 2 2	5 x 4.5"		
	Sebring Sedan ('08-'10)	67mm 2 2	5 x 4.5"		
	Town & Country (To-'89)	Cone - 3	5 x 100		
	Town & Country ('90-'07)	71.5mm 3 2	5 x 4.5"		
	Town & Country ('08-'On)	71.5mm 3 2	5 x 127		
	Voyager ('96-'03)	71.5mm 3 2	5 x 4.5"		



				
142	DAEWOO	ø Bore / Collet #	Plate # / PCD	
143	Lanos ('99-'02)	56.5mm 1	1 4 x 100	
144	Leganza ('99-'02)	56.5mm 1	2 5 x 4.5"	
145	Nubira ('99-'02)	56.5mm 1	1 4 x 100	
146	DODGE	ø Bore / Collet #	Plate # / PCD	
147	600 ('86-'89)	Cone -	3 5 x 100	
148	Aries ('86-'89)	Cone -	3 5 x 100	
149	Avenger ('95-'00)	67mm 2	2 5 x 4.5"	
150	Avenger ('08-On)	67mm 2	2 5 x 4.5"	
151	B100 (To-'88)	Cone -	2 5 x 4.5"	
152	B100 4WD (To-'88)	Cone -	3 5 x 5.5"	
153	B300 ('73-'91)	Cone -	1 8 x 6.5"	
154	B350 ('73-'91)	Cone -	1 8 x 6.5"	
155	Caliber ('07-On)	67mm 2	2 5 x 4.5"	
156	Caravan (To-'01)	57mm 1	3 5 x 100	
157	Caravan ('02-'07)	71.5mm 3	2 5 x 4.5"	
158	Challenger ('09-On)	71.5mm 3	3 5 x 115	
159	Charger ('06-'09)	71.5mm 3	3 5 x 115	
160	Colt (To-'92)	Cone -	1 4 x 4.5"	
161	Colt ('93-'95)	Cone -	1 4 x 100	
162	D100 (To-'88)	Cone -	2 5 x 4.5"	
163	D100 4WD (To-'88)	Cone -	3 5 x 5.5"	
164	D150 (To-'88)	Cone -	2 5 x 4.5"	
165	D150 4WD (To-'88)	Cone -	3 5 x 5.5"	
166	D200 ('68-'91)	Cone -	1 8 x 6.5"	
167	D250 ('68-'91)	Cone -	1 8 x 6.5"	
168	D300 (To-'91)	Cone -	1 8 x 6.5"	
169	D350 (To-'91)	Cone -	1 8 x 6.5"	
170	D50 (To-'91)	Cone -	2 5 x 4.5"	
171	Dart ('13-On)	65mm 2	2 5 x 110	
172	Dakota (To-'90)	Cone -	2 5 x 4.5"	
173	Dakota ('91-'04)	71.5mm 3	4 6 x 4.5"	
174	Dakota ('05-'10)	77.8mm 4	3 5 x 5.5"	
175	Daytona ('84-'91)	Cone -	1 4 x 100	
176	Daytona Turbo ('84-'91)	Cone -	3 5 x 100	
177	Durango (To-'03)	71.5mm 3	4 6 x 4.5"	
178	Durango ('04-'09)	77.8mm 4	3 5 x 5.5"	
179	Durango ('11-On)	71.5mm 3	2 5 x 127	
180	Dynasty (To-'90)	Cone -	3 5 x 100	
181	Grand Caravan (To-'98)	Cone -	2 5 x 4.5"	
182	Grand Caravan ('99-'07)	71.5mm 3	2 5 x 4.5"	
183	Grand Caravan ('08-On)	71.5mm 3	2 5 x 127	
184	Intrepid ('93-'05)	71.5mm 3	2 5 x 4.5"	
185	Journey ('09-On)	71.5mm 3	2 5 x 127	
186	Lancer (To-'89)	Cone -	3 5 x 100	
187	Magnum ('05-'08)	71.5mm 3	3 5 x 115	
188	Neon 4 Lug ('94-'06)	57mm 1	1 4 x 100	

			
DODGE CONTINUED	ø Bore / Collet #	Plate # / PCD	
Neon 5 Lug ('94-'06)	57mm 1	3 5 x 100	
Nitro ('07-On)	71.5mm 3	2 5 x 4.5"	
Omni 4 Lug (To-'90)	Cone -	1 4 x 100	
Omni 5 Lug (To-'89)	Cone -	3 5 x 100	
Ram 1500 ('85-'01)	Cone -	3 5 x 5.5"	
Ram 1500 ('02-'10)	77.8mm 4	3 5 x 5.5"	
Ram 2500	4.77" 9	1 8 x 6.5"	
Ram 2500 Dual	4.77" 9	1 8 x 6.5"	
Ram 3500	4.77" 9	1 8 x 6.5"	
Ram 3500 Dual	4.77" 9	1 8 x 6.5"	
Ram 50 (To-'91)	Cone -	4 6 x 5.5"	
Ram Van B150 (To-'94)	Cone -	3 5 x 5.5"	
Ram Van B1500 ('95-'03)	87mm 5	3 5 x 5.5"	
Ram Van B250 (To-'94)	Cone -	1 8 x 6.5"	
Ram Van B2500 ('95-'03)	Cone -	1 8 x 6.5"	
Ram Van B350 (To-'94)	Cone -	1 8 x 6.5"	
Ram Van B3500 ('95-'03)	Cone -	1 8 x 6.5"	
Ramcharger ('79-'93)	Cone -	3 5 x 5.5"	
Raider ('88-'89)	108mm 7	4 6 x 5.5"	
Shadow ('87-'91)	Cone -	3 5 x 100	
Spirit ('88-'95)	Cone -	3 5 x 100	
Sprinter 2500 ('04-'06)	84mm 4	3 5 x 130	
Sprinter 2500 ('07-'12)	84mm 4	4 6 x 130	
Stealth ('91-'97)	67mm 2	2 5 x 4.5"	
Stratus ('95-'00)	57mm 1	3 5 x 100	
Stratus Sedan R/T ('01-'06)	57mm 1	3 5 x 100	
Stratus Coupe ('01-'06)	57mm 1	2 5 x 4.5"	
Viper ('92-'10)	71.5mm 3	4 6 x 4.5"	
EAGLE	ø Bore / Collet #	Plate # / PCD	
Premier ('88-'92)	Cone -	2 5 x 4.5"	
Summit ('89-'92)	67mm 2	1 4 x 4.5"	
Summit ('93-'96)	57mm 1	1 4 x 100	
Talon ('90-'98)	67mm 2	2 5 x 4.5"	
Vision ('89-'93)	67mm 2	2 5 x 4.5"	
Vision ('94-'97)	71.5mm 3	2 5 x 4.5"	
FERRARI	ø Bore / Collet #	Plate # / PCD	
308 (To-'85)	Cone -	3 5 x 108	
328 ('86-'89)	Cone -	3 5 x 108	
348 ('90-'94)	Cone -	3 5 x 108	
360 Modena ('00-'05)	67mm 2	3 5 x 108	
456 ('94-'03)	67mm 2	3 5 x 108	
458 Italia ('10-On)	67mm 2	2 5 x 4.5"	
550 Maranello ('97-'01)	67mm 2	3 5 x 108	
575 Maranello ('02-'06)	67mm 2	3 5 x 108	
599 Fiorano ('07-'12)	67mm 2	2 5 x 4.5"	



					
189	FERRARI <i>Continued</i>	ø Bore / Collet #	Plate # / PCD		
190	612 Scaglietti ('06-'11)	67mm 2	2	5 x 4.5"	
191	California ('09-On)	67mm 2	2	5 x 4.5"	
192					
193	F355 ('95-'99)	67mm 2	3	5 x 108	
194	F430 ('06-'09)	67mm 2	2	5 x 4.5"	
195					
196	Mondial ('83-'91)	Cone -	3	5 x 108	
197	Testarossa ('85-'96)	Cone -	3	5 x 108	
198	FIAT	ø Bore / Collet #	Plate # / PCD		
199	500 ('12-On)	58mm 1	1	4 x 98	
200	500 Abarth ('12-On)	58mm 1	1	4 x 98	
201	500L ('13-On)	58mm 1	2	5 x 98	
202	FORD	ø Bore / Collet #	Plate # / PCD		
203	Aerostar ('85-'97)	Cone -	2	5 x 4.5"	
204	Aspire ('94-'97)	54mm 1	1	4 x 100	
205	Bronco (To-'96)	Cone -	3	5 x 5.5"	
206	Bronco II ('82-'91)	Cone -	2	5 x 4.5"	
207	C-Max ('13-On)	63.3mm 2	3	5 x 108	
208	Contour ('95-'99)	Cone -	1	4 x 108	
209	Crown Victoria ('04-'08)	70.5mm 3	2	5 x 4.5"	
210	E-100 ('75-'07)	Cone -	3	5 x 5.5"	
211	E-150 ('75-'07)	Cone -	3	5 x 5.5"	
212	E-150 ('08-On)	124mm 9	1	8 x 6.5"	
213	E-200 (to-'90)	Cone -	2	5 x 4.5"	
214	E-250 (To-'01)	Cone -	1	8 x 6.5"	
215	E-250 ('02-On)	124mm 9	1	8 x 6.5"	
216	E-350 (To-'01)	Cone -	1	8 x 6.5"	
217	E-350 ('02-On)	124mm 9	1	8 x 6.5"	
218	Edge ('07-On)	70.5mm 3	2	5 x 4.5"	
219	Escape ('01-On)	67mm 2	2	5 x 4.5"	
220	Escort (To-'90)	Cone -	1	4 x 108	
221	Escort ('91-'03)	54mm 1	1	4 x 100	
222	Excursion ('00-'05)	125mm 9	1	8 x 170	
223	Expedition (To-'02)	87mm 5	2	5 x 135	
224	Expedition ('03-On)	87mm 5	4	6 x 135	
225	Explorer ('01-'10)	70.5mm 3	2	5 x 4.5"	
226	Explorer ('11-On)	70.5mm 3	2	5 x 4.5"	
227	F-100 (To-'90)	Cone -	2	5 x 4.5"	
228	F-150 ('48-'96)	Cone -	3	5 x 5.5"	
229	F-150 ('97-'03)	87mm 5	2	5 x 135	
230	F-150 ('04-On)	87mm 5	4	6 x 135	
231	F-250 (To-'97)	Cone -	1	8 x 6.5"	
232	F-250 SuperDuty ('98-On)	125mm 9	1	8 x 170	
233	F-350 (To-'97)	Cone -	1	8 x 6.5"	
234	F-350 SuperDuty ('98-On) Single	125mm 9	1	8 x 170	
235	Festiva ('88-'93)	Cone -	1	4 x 4.5"	



					
	FORD <i>Continued</i>	ø Bore / Collet #	Plate # / PCD		
	Fiesta ('11-On)	63.3mm 2	1	4 x 108	
	Five Hundred ('05-'07)	63.3mm 2	2	5 x 4.5"	
	Focus ('00-'11)	63.3mm 2	1	4 x 108	
	Focus ('12-On)	63.3mm 2	2	5 x 4.5"	
	Flex ('09-On)	70.5mm 3	2	5 x 4.5"	
	Freestar ('04-'07)	63.3mm 2	2	5 x 4.5"	
	Freestyle ('05-'07)	70.5mm 3	2	5 x 4.5"	
	Fusion ('06-'07)	63.3mm 2	2	5 x 4.5"	
	Fusion ('08-On)	67mm 2	2	5 x 4.5"	
	Mustang ('79-'93)	Cone -	1	4 x 108	
	Mustang ('94-On)	70.5mm 3	2	5 x 4.5"	
	Probe ('89-'97)	67mm 2	2	5 x 4.5"	
	Ranger ('81-'00)	Cone -	2	5 x 4.5"	
	Ranger ('01-On)	70.5mm 3	2	5 x 4.5"	
	Taurus ('96-'07)	63.3mm 2	3	5 x 108	
	Taurus ('08-On)	70.5mm 3	2	5 x 4.5"	
	Thunderbird ('80-'88)	Cone -	1	4 x 108	
	Thunderbird ('89-'05)	63.3mm 2	3	5 x 108	
	Tempo (To-'94)	Cone -	1	4 x 108	
	Transit Connect ('10-On)	63.3mm 2	3	5 x 108	
	Transit Single Wheel ('15-On)	65mm 2	3	5 x 160	
	Windstar ('95-'03)	63.3mm 2	3	5 x 108	
	FREIGHTLINER	ø Bore / Collet #	Plate # / PCD		
	Sprinter 2500 ('02-'05)	84mm 4	3	5 x 130	
	GMC	ø Bore / Collet #	Plate # / PCD		
	Acadia ('07-On)	74.5mm 3	4	6 x 132	
	C-1500 (To-'98)	Cone -	2	5 x 127	
	C-2500 ('89-'98)	Cone -	1	8 x 6.5"	
	Canyon ('04-'12)	100mm 6	4	6 x 5.5"	
	Envoy (To-'01)	70.2mm 3	3	5 x 4.75"	
	Envoy ('02-'09)	78mm 4	4	6 x 127	
	Envoy ('15-On)	70.2mm 3	4	6 x 120	
	Jimmy (To-'01)	Cone -	3	5 x 4.75"	
	Jimmy Full Size 2WD (To-'90)	Cone -	2	5 x 127	
	Jimmy Full Size 4WD (To-'91)	Cone -	4	6 x 5.5"	
	K-1500 (To-'98)	Cone -	4	6 x 5.5"	
	K-2500 (To-'98)	Cone -	1	8 x 6.5"	
	Rally Van ('86-'96)	Cone -	2	5 x 127	
	Safari ('85-'02)	Cone -	2	5 x 127	
	Savana ('96-'02)	Cone -	2	5 x 127	
	Savana G-1500 ('03-On)	78mm 4	4	6 x 5.5"	
	Savana 2500 ('97-'03)	78mm 4	4	6 x 5.5"	
	Savana 2500HD ('97-'03)	Cone -	1	8 x 6.5"	
	Savana G-2500 ('04-On)	78mm 4	4	6 x 5.5"	
	Savana G-2500HD ('04-On)	4.60" 8	1	8 x 6.5"	



					
236	GMC Continued	ø Bore / Collet #	Plate # / PCD		
237	Savana 3500 ('97-'03)	Cone -	1	8 x 6.5"	
238	Savana G-3500 ('04-On)	4.60" 8	1	8 x 6.5"	
239	Sierra 2500 ('99-'06)	Cone -	1	8 x 6.5"	
240	Sierra 3500 ('90-'06)	Cone -	1	8 x 6.5"	
241	Sierra 2WD Pickup ('86-'98)	Cone -	2	5 x 127	
242	Sierra 2WD Pickup ('99-On)	78mm 4	4	6 x 5.5"	
243	Sierra 4WD Pickup	78mm 4	4	6 x 5.5"	
244	Sierra C/K-1500 ('03-On)	78mm 4	4	6 x 5.5"	
245	Sierra C/K-2500 ('03-'10)	4.60" 8	1	8 x 6.5"	
246	Sierra C/K-2500 ('11-On)	124mm 9	1	8 x 180	
247	Sierra C/K-3500 ('03-'10)	4.60" 8	1	8 x 6.5"	
248	Sierra C/K-3500 ('11-On)	124mm 9	1	8 x 180	
249	Sonoma ('83-'03)	Cone -	3	5 x 4.75"	
250	Suburban 1500 2WD (To-'99)	Cone -	2	5 x 127	
251	Suburban 1500 4WD (To-'99)	Cone -	4	6 x 5.5"	
252	Suburban 2500 (To-'99)	Cone -	1	8 x 6.5"	
253	Syclone ('91-'93)	Cone -	3	5 x 4.75"	
254	Yukon 2WD (To-'99)	Cone -	2	5 x 127	
255	Yukon 2WD ('00-On)	78mm 4	4	6 x 5.5"	
256	Yukon 4WD	78mm 4	4	6 x 5.5"	
257	Yukon XL1500 ('00-On)	78mm 4	4	6 x 5.5"	
258	Yukon XL2500 ('00-On)	4.60" 8	1	8 x 6.5"	
259	Terrain ('10-On)	67mm 2	2	5 x 120	
260	Typhoon ('92-'94)	Cone -	3	5 x 4.75"	
261	HONDA	ø Bore / Collet #	Plate # / PCD		
262	Accord (To-'89)	Cone -	1	4 x 100	
263	Accord 4 Cylinder ('90-'02)	64mm 2	1	4 x 4.5"	
264	Accord 6 Cylinder ('98-'02)	64mm 2	2	5 x 4.5"	
265	Accord ('03-On)	64mm 2	2	5 x 4.5"	
266	Civic ('80-'05)	56mm 1	1	4 x 100	
267	Civic ('06-On)	64mm 2	2	5 x 4.5"	
268	Crosstour Accord ('10-On)	64mm 2	2	5 x 4.5"	
269	CR-V ('97-On)	64mm 2	2	5 x 4.5"	
270	CR-Z ('11-On)	64mm 2	2	5 x 4.5"	
271	CRX ('84-'91)	56mm 1	1	4 x 100	
272	Del Sol ('93-'97)	56mm 1	1	4 x 100	
273	Element ('03-'11)	64mm 2	2	5 x 4.5"	
274	FCX Clarity ('09-On)	64mm 2	2	5 x 4.5"	
275	Fit ('07-On)	56mm 1	1	4 x 100	
276	Insight ('00-'06) + ('10-On)	56mm 1	1	4 x 100	
277	Odessey ('98-'04)	64mm 2	2	5 x 4.5"	
278	Odyssey ('05-On)	64mm 2	2	5 x 120	
279	Passport ('95-'02)	100mm 6	4	6 x 5.5"	
280	Pilot ('02-'08)	64mm 2	2	5 x 4.5"	
281	Pilot ('09-On)	64mm 2	2	5 x 120	
282	Prelude (To-'91)	56mm 1	1	4 x 100	



					
	HONDA Continued	ø Bore / Collet #	Plate # / PCD		
	Prelude ('92-'96)	64mm 2	1	4 x 4.5"	
	Prelude ('97-'01)	64mm 2	2	5 x 4.5"	
	Ridgeline ('05-On)	64mm 2	2	5 x 120	
	S2000 ('00-'09) Front Axle	64mm 2	2	5 x 4.5"	
	S2000 ('00-'09) Rear Axle	70mm 3	2	5 x 4.5"	
	HUMMER	ø Bore / Collet #	Plate # / PCD		
	H1 ('93-'06)	4.60" 8	1	8 x 6.5"	
	H2 ('03-'09)	4.60" 8	1	8 x 6.5"	
	H3 ('06-'09)	100mm 6	4	6 x 5.5"	
	HYUNDAI	ø Bore / Collet #	Plate # / PCD		
	Accent (To-'99)	67mm 2	1	4 x 4.5"	
	Accent ('00-On)	54mm 1	1	4 x 100	
	Azera ('06-On)	67mm 2	2	5 x 4.5"	
	Elantra ('91-'06)	67mm 2	1	4 x 4.5"	
	Elantra ('07-On)	67mm 2	2	5 x 4.5"	
	Entourage ('07-'09)	93mm 5	4	6 x 5.5"	
	Equus ('10-On)	67mm 2	2	5 x 4.5"	
	Excel (To-'95)	67mm 2	1	4 x 4.5"	
	Genesis ('09-On)	67mm 2	2	5 x 4.5"	
	Santa Fe ('02-On)	67mm 2	2	5 x 4.5"	
	Scoupe ('91-'95)	67mm 2	1	4 x 4.5"	
	Sonata ('89-'05)	67mm 2	1	4 x 4.5"	
	Sonata ('06-On)	67mm 2	2	5 x 4.5"	
	Tiburon ('97-'02)	67mm 2	1	4 x 4.5"	
	Tiburon ('03-'08)	67mm 2	2	5 x 4.5"	
	Tucson ('05-On)	67mm 2	2	5 x 4.5"	
	Veloster ('12-On)	67mm 2	2	5 x 4.5"	
	Veracruz ('07-On)	67mm 2	2	5 x 4.5"	
	XG300 (2001)	67mm 2	2	5 x 4.5"	
	XG350 ('02-'05)	67mm 2	2	5 x 4.5"	
	INFINITI	ø Bore / Collet #	Plate # / PCD		
	EX35 ('08-'12)	66mm 2	2	5 x 4.5"	
	FX35 ('03-'12)	66mm 2	2	5 x 4.5"	
	FX37 ('13)	66mm 2	2	5 x 4.5"	
	FX45 ('03-'08)	66mm 2	2	5 x 4.5"	
	FX50 ('09-'13)	66mm 2	2	5 x 4.5"	
	G20 ('90-'02)	66mm 2	1	4 x 4.5"	
	G25 ('11)	66mm 2	2	5 x 4.5"	
	G35 ('03-'08)	66mm 2	2	5 x 4.5"	
	G37 ('09-'13)	66mm 2	2	5 x 4.5"	
	I30 ('96-'01)	66mm 2	2	5 x 4.5"	
	I35 ('02-'04)	66mm 2	2	5 x 4.5"	
	J30 ('93-'97)	66mm 2	2	5 x 4.5"	
	JX35 ('13)	66mm 2	1	4 x 4.5"	
	M30 ('90-'92)	66mm 2	1	4 x 4.5"	



					
283	INFINITI Continued	ø Bore / Collet #	Plate # / PCD		
284	M35 ('06-'10)	66mm 2	2	5 x 4.5"	
285	M37 ('11-'13)	66mm 2	2	5 x 4.5"	
286	M45 ('03-'10)	66mm 2	2	5 x 4.5"	
287	M56 ('11-'13)	66mm 2	2	5 x 4.5"	
288	Q45 ('90-'06)	66mm 2	2	5 x 4.5"	
289	Q50 ('14-On)	66mm 2	2	5 x 4.5"	
290	Q60 ('14-On)	66mm 2	2	5 x 4.5"	
291	Q70 ('14-On)	66mm 2	2	5 x 4.5"	
292	QX4 ('97-'03)	108mm 7	4	6 x 5.5"	
293	QX50 ('14-On)	66mm 2	2	5 x 4.5"	
294	QX56 ('04-'12)	77.8mm 4	4	6 x 5.5"	
295	QX60 ('14-On)	66mm 2	2	5 x 4.5"	
296	QX70 ('14-On)	66mm 2	2	5 x 4.5"	
297	QX80 ('14-On)	77.8mm 4	4	6 x 5.5"	
298	ISUZU	ø Bore / Collet #	Plate # / PCD		
299	Amigo ('89-'00)	100mm 6	4	6 x 5.5"	
300	Ascender ('03-'08)	78mm 4	4	6 x 127	
301	Axiom ('01-'04)	100mm 6	4	6 x 5.5"	
302	Hombre ('96-'00)	Cone -	3	5 x 4.75"	
303	I-Mark ('81-'90)	Cone -	1	4 x 100	
304	i-Series ('06-'08)	100mm 6	4	6 x 5.5"	
305	Impulse ('83-'93)	Cone -	1	4 x 100	
306	Oasis ('96-'99)	64mm 2	2	5 x 4.5"	
307	Rodeo ('91-'03)	100mm 6	4	6 x 5.5"	
308	Stylus ('90-'93)	Cone -	1	4 x 100	
309	Trooper ('85-'02)	100mm 6	4	6 x 5.5"	
310	Vehi-Cross ('99-'01)	100mm 6	4	6 x 5.5"	
311	JAGUAR	ø Bore / Collet #	Plate # / PCD		
312	F-Type ('14-On)	63.3mm 2	3	5 x 108	
313	S-Type ('00-'08)	63.3mm 2	3	5 x 108	
314	X-Type ('02-'07)	63.3mm 2	3	5 x 108	
315	XJ Series (To-'03)	73.8mm 3	3	5 x 4.75"	
316	XJ Series ('04-On)	63.3mm 2	3	5 x 108	
317	XF Series ('09-On)	63.3mm 2	3	5 x 108	
318	XK Series ('96-'06)	73.8mm 3	3	5 x 4.75"	
319	XK Series ('07-On)	63.3mm 2	3	5 x 108	
320	JEEP	ø Bore / Collet #	Plate # / PCD		
321	Cherokee ('85-'01)	Cone -	2	5 x 4.5"	
322	Cherokee ('14-On)	65mm 2	2	5 x 110	
323	CJ 5 & 7 (To-'86)	Cone -	3	5 x 5.5"	
324	Comanche (To-'00)	Cone -	2	5 x 4.5"	
325	Commander ('06-'10)	71.5mm 3	2	5 x 127	
326	Compass ('07-On)	67mm 2	2	5 x 4.5"	
327	DJ Dispatcher (To-'84)	Cone -	3	5 x 5.5"	
328	Grand Cherokee ('93-'98)	Cone -	2	5 x 4.5"	
329	Grand Cherokee ('99-On)	71.5mm 3	2	5 x 127	



					
	JEEP Continued	ø Bore / Collet #	Plate # / PCD		
	Grand Wagoneer ('84-'92)	108mm 7	4	6 x 5.5"	
	Honcho J-10 (To-'87)	Cone -	4	6 x 5.5"	
	Honcho J-20 (To-'87)	Cone -	1	8 x 6.5"	
	Liberty ('02-'13)	71.5mm 3	2	5 x 4.5"	
	Patriot ('07-On)	67mm 2	2	5 x 4.5"	
	Scrambler ('83-'85)	Cone -	3	5 x 5.5"	
	Wagoneer (To-'92)	Cone -	2	5 x 4.5"	
	Wrangler ('87-'97)	Cone -	2	5 x 4.5"	
	Wrangler ('98-'06)	71.5mm 3	2	5 x 4.5"	
	Wrangler ('07-On)	71.5mm 3	2	5 x 127	
	KIA	ø Bore / Collet #	Plate # / PCD		
	Amanti ('04-'09)	67mm 2	2	5 x 4.5"	
	Borrego ('08-'09)	67mm 2	4	6 x 4.5"	
	Cadenza ('14-On)	67mm 2	2	5 x 4.5"	
	Fortè Koup ('10-On)	67mm 2	2	5 x 4.5"	
	Magentis ('03-'06)	67mm 2	1	4 x 4.5"	
	Magentis ('07)	67mm 2	2	5 x 4.5"	
	Optima ('01-'06)	67mm 2	1	4 x 4.5"	
	Optima ('07-On)	67mm 2	2	5 x 4.5"	
	Rio ('01-On)	54mm 1	1	4 x 100	
	Rondo ('07-'12)	67mm 2	1	4 x 100	
	Sedona ('02-'06)	67mm 2	2	5 x 4.5"	
	Sedona ('07-On)	93mm 5	4	6 x 5.5"	
	Sephia ('94-'03)	56mm 1	1	4 x 100	
	Sorento ('03-'10)	95.4mm 6	3	5 x 5.5"	
	Sorento ('11-On)	67mm 2	2	5 x 4.5"	
	Soul ('10-On)	67mm 2	2	5 x 4.5"	
	Spectra ('00-'04)	56mm 1	1	4 x 100	
	Spectra ('05-'09)	67mm 2	1	4 x 4.5"	
	Sportage ('95-'03)	95.4mm 6	3	5 x 5.5"	
	Sportage ('05-On)	67mm 2	2	5 x 4.5"	
	LAMBORGHINI	ø Bore / Collet #	Plate # / PCD		
	All Models	70mm 3	2	5 x 120	
	Gallardo ('04-On)	57mm 1	3	5 x 112	
	LAND ROVER	ø Bore / Collet #	Plate # / PCD		
	Discovery II ('99-'04)	70mm 3	2	5 x 120	
	Freelander ('02-'05)	64mm 2	2	5 x 4.5"	
	LR2 ('08-On)	63.3mm 2	3	5 x 108	
	LR3 ('05-'09)	72.5mm 3	2	5 x 120	
	LR4 ('10-On)	72.5mm 3	2	5 x 120	
	Range Rover ('95-On)	72.5mm 3	2	5 x 120	
	Range Rover Evoque ('12-On)	63.3mm 2	3	5 x 108	
	Range Rover Sport ('06-On)	72.5mm 3	2	5 x 120	



				
330	LEXUS	ø Bore / Collet #	Plate # / PCD	
331	CT 200h ('11-On)	54mm 1	3 5 x 100	
332	ES 250 ('90-'91)	54mm 1	3 5 x 100	
333	ES Series ('92-On)	60mm 1	2 5 x 4.5"	
334	GS Series ('93-On)	60mm 1	2 5 x 4.5"	
335	GX Series ('03-On)	106mm 7	4 6 x 5.5"	
336	HS 250h ('10-On)	60mm 1	2 5 x 4.5"	
337	IS Series ('01-On)	60mm 1	2 5 x 4.5"	
338	LFA ('13-On)	60mm 1	2 5 x 4.5"	
339	LS Series ('90-'06)	60mm 1	2 5 x 4.5"	
340	LS Series ('07-On)	60mm 1	2 5 x 120	
341	LX 450 ('96-'97)	106mm 7	4 6 x 5.5"	
342	LX Series ('98-On)	110mm 7	2 5 x 150	
343	RX Series ('99-On)	60mm 1	2 5 x 4.5"	
344	SC Series ('92-'10)	60mm 1	2 5 x 4.5"	
345	LINCOLN	ø Bore / Collet #	Plate # / PCD	
346	Aviator ('03-'05)	70.5mm 3	2 5 x 4.5"	
347	Blackwood (2002)	87mm 5	4 6 x 135	
348	Continental ('89-'02)	63.3mm 2	3 5 x 108	
349	LS ('00-'06)	63.3mm 2	3 5 x 108	
350	Mark LT ('06-'08)	87mm 5	4 6 x 135	
351	Mark VII ('84-'92)	Cone -	2 5 x 4.5"	
352	Mark VIII ('93-'98)	63.3mm 2	3 5 x 108	
353	MKS ('09-On)	63.3mm 2	2 5 x 4.5"	
354	MKT ('10-On)	63.3mm 2	2 5 x 4.5"	
355	MKX ('07-On)	70.5mm 3	2 5 x 4.5"	
356	MKZ Zephyr ('07-On)	67mm 2	2 5 x 4.5"	
357	Navigator ('97-'00)	87mm 5	2 5 x 135	
358	Navigator ('01-On)	87mm 5	4 6 x 135	
359	Town Car (To-'97)	Cone -	2 5 x 4.5"	
360	Town Car ('98-'11)	70.5mm 3	2 5 x 4.5"	
361	Zephyr (2006)	70.5mm 3	2 5 x 4.5"	
362	LOTUS	ø Bore / Collet #	Plate # / PCD	
363	Elan ('91-'94)	Cone -	1 4 x 100	
364	Elise ('05-On)	56.5mm 1	1 4 x 100	
365	Excel ('82-'92)	Cone -	1 4 x 100	
366	Esprit (To-'87)	Cone -	1 4 x 100	
367	Esprit Turbo ('81-'95)	60mm 1	2 5 x 120	
368	Esprit V8 Turbo ('96-'04)	60mm 1	2 5 x 120	
369	Evora ('10-On)	60mm 1	2 5 x 4.5"	
370	Exige ('06-On)	56.5mm 1	1 4 x 100	
371				
372				
373				
374				
375				
376				



			
MASERATI	ø Bore / Collet #	Plate # / PCD	
Coupé ('02-'06)	67mm 2	3 5 x 108	
Ghibli ('14-On)	67mm 2	2 5 x 4.5"	
GranCabrio ('13-On)	67mm 2	2 5 x 4.5"	
GranSport ('05-'06)	67mm 2	3 5 x 108	
GranTurismo ('08-On)	67mm 2	2 5 x 4.5"	
Spyder ('02-'05)	67mm 2	3 5 x 108	
Quattroporte ('05-On)	67mm 2	2 5 x 4.5"	
MAYBACH	ø Bore / Collet #	Plate # / PCD	
All Models ('97-'13)	66.5mm 2	3 5 x 112	
MAZDA	ø Bore / Collet #	Plate # / PCD	
323 (To-'89)	59.5mm 1	1 4 x 4.5"	
323 ('90-'96)	54mm 1	1 4 x 100	
626 ('88-'92)	59.5mm 1	2 5 x 4.5"	
626 ('93-'02)	67mm 2	2 5 x 4.5"	
929 ('88-'96)	67mm 2	2 5 x 4.5"	
B Series Pickup (To-'94)	108mm 7	4 6 x 5.5"	
B Series Pickup ('95-'09)	70.5mm 3	2 5 x 4.5"	
CX-5 ('13-On)	67mm 2	2 5 x 4.5"	
CX-7 ('07-'12)	67mm 2	2 5 x 4.5"	
CX-9 ('07-On)	67mm 2	2 5 x 4.5"	
Mazda2 ('11-On)	54mm 1a	1 4 x 100	
Mazda3 ('04-On)	67mm 2b	2 5 x 4.5"	
Mazda5 ('06-'10)	67mm 2b	2 5 x 4.5"	
Mazda5 ('13-On)	67mm 2b	2 5 x 4.5"	
Mazda6 ('03-On)	67mm 2b	2 5 x 4.5"	
Miata ('94-'05)	54mm 1a	1 4 x 100	
Millenia ('97-'03)	67mm 2b	2 5 x 4.5"	
MPV ('88-'01)	67mm 2b	2 5 x 4.5"	
MX-3 ('92-'96)	54mm 1a	1 4 x 100	
MX-5 Miata ('06-On)	67mm 2b	2 5 x 4.5"	
MX-6 ('88-'92)	Cone -	2 5 x 4.5"	
MX-6 ('93-'97)	67mm 2b	2 5 x 4.5"	
Navajo ('91-'95)	67mm 2b	2 5 x 4.5"	
Protegé 4 Lug ('96-'03)	54mm 1a	1 4 x 100	
Protegé 5 Lug ('02-'05)	67mm 2b	2 5 x 4.5"	
Protegé5 ('02-'05)	67mm 2b	2 5 x 4.5"	
RX-7 (To-'88)	59.5mm 1b	1 4 x 4.5"	
RX-7 Turbo ('86-'92)	67mm 2b	2 5 x 4.5"	
RX-7 Turbo ('93-'96)	67mm 2b	2 5 x 4.5"	
RX-8 ('04-On)	67mm 2b	2 5 x 4.5"	
Tribute ('01-On)	67mm 2b	2 5 x 4.5"	
MERCEDES-BENZ	ø Bore / Collet #	Plate # / PCD	
All Cars Except G Class	66.5mm 2a	3 5 x 112	
G Class	84mm 4b	3 5 x 130	
Sprinter Van 2500 ('11-On)	84mm 4b	3 6 x 130	



				
377	MERCURY	ø Bore / Collet #	Plate # / PCD	
378	Capri (To-'90)	Cone -	1 4 x 108	
379	Capri ('91-'94)	Cone -	1 4 x 108	
380	Cougar ('80-'88)	Cone -	1 4 x 108	
381	Cougar ('89-'97)	Cone -	3 5 x 108	
382	Cougar ('99-'02)	63.3mm 2	1 4 x 108	
383	Grand Marquis (To-'96)	Cone -	2 5 x 4.5"	
384	Grand Marquis ('97-'11)	70.5mm 3	2 5 x 4.5"	
385	Lynx ('86-'90)	Cone -	1 4 x 108	
386	Marauder ('03-'05)	70.5mm 3	2 5 x 4.5"	
387	Mariner ('05-'11)	67mm 2	2 5 x 4.5"	
388	Milan ('06-'11)	63.3mm 2	2 5 x 4.5"	
389	Montego ('05-'07)	63.3mm 2	2 5 x 4.5"	
390	Monterey ('04-'07)	63.3mm 2	2 5 x 4.5"	
391	Mountaineer ('97-'10)	70.5mm 3	2 5 x 4.5"	
392	Mystique (95-'00)	63.3mm 2	1 4 x 108	
393	Sable ('86-'95)	Cone -	3 5 x 108	
394	Sable ('96-'05)	63.3mm 2	3 5 x 108	
395	Sable ('08-'09)	63.3mm 2	2 5 x 4.5"	
396	Topaz ('84-'94)	Cone -	1 4 x 108	
397	Tracer ('86-'90)	Cone -	1 4 x 4.5"	
398	Tracer ('91-'99)	54mm 1	1 4 x 100	
399	Villager ('97-'02)	66mm 2	2 5 x 4.5"	
400	MINI	ø Bore / Collet #	Plate # / PCD	
401	Clubman ('08-On)	56mm 1	1 4 x 100	
402	Cooper ('02-On)	56mm 1	1 4 x 100	
403	Countryman ('11-On)	72.5mm 3	2 5 x 120	
404	Paceman ('13-On)	72.5mm 3	2 5 x 120	
405	Roadster ('12-On)	56mm 1	1 4 x 100	
406	MITSUBISHI	ø Bore / Collet #	Plate # / PCD	
407	3000GT ('91-'99)	67mm 2	2 5 x 4.5"	
408	Cordia ('82-'90)	67mm 2	1 4 x 4.5"	
409	Diamante ('94-'05)	67mm 2	2 5 x 4.5"	
410	Eclipse (95-'12)	67mm 2	2 5 x 4.5"	
411	Endeavor ('04-'11)	67mm 2	2 5 x 4.5"	
412	Galant (To-'98)	67mm 2	1 4 x 4.5"	
413	Galant ('99-'12)	67mm 2	2 5 x 4.5"	
414	i-MiEV ('12-On)	56mm 1	1 4 x 100	
415	Lancer ('93-'07)	67mm 2	1 4 x 4.5"	
416	Lancer ('08-On)	67mm 2	2 5 x 4.5"	
417	Lancer Evolution ('03-On)	67mm 2	2 5 x 4.5"	
418	Mighty Max ('82-'96)	108mm 7	4 6 x 5.5"	
419	Mirage (To-'92)	67mm 2	1 4 x 4.5"	
420	Mirage ('93-'03)	56mm 1	1 4 x 100	
421	Mirage ('13-On)	56mm 1	1 4 x 100	
422	Montero (To-'06)	108mm 7	4 6 x 5.5"	
423	Outlander ('03-On)	67mm 2	2 5 x 4.5"	



			
MITSUBISHI Continued	ø Bore / Collet #	Plate # / PCD	
Precis ('87-'94)	Cone -	1 4 x 4.5"	
Raider ('06-'09)	78mm 4	3 5 x 5.5"	
RVR ('11-On) Canada	67mm 2	2 5 x 4.5"	
Starion ('82-'90)	67mm 2	1 4 x 4.5"	
Tredia ('82-'90)	67mm 2	1 4 x 4.5"	
NISSAN	ø Bore / Collet #	Plate # / PCD	
200SE (1988)	66mm 2a	2 5 x 4.5"	
200SX (To-'94)	Cone -	1 4 x 4.5"	
200SX ('95-'98)	66mm 2	1 4 x 100	
240SX (To-'94)	66mm 2	1 4 x 4.5"	
240SX ('95-'98)	66mm 2	2 5 x 4.5"	
280ZX ('79-'84)	Cone -	1 4 x 4.5"	
300ZX 4 Lug ('85-'89)	66mm 2	1 4 x 4.5"	
300ZX 5 Lug ('90-'96)	66mm 2	2 5 x 4.5"	
350Z ('03-'08)	66mm 2	2 5 x 4.5"	
370Z ('09-On)	66mm 2	2 5 x 4.5"	
Altima (To-'91)	Cone -	1 4 x 4.5"	
Altima ('92-On)	66mm 2	2 5 x 4.5"	
Armada ('04-On)	77.8mm 4	4 6 x 5.5"	
Axxess ('90-'95)	66mm 2	1 4 x 4.5"	
Cube ('09-On)	66mm 2	1 4 x 4.5"	
Frontier ('98-'04)	100mm 6	4 6 x 5.5"	
Frontier ('05-On)	66mm 2	4 6 x 4.5"	
GT-R ('09-On)	66mm 2	2 5 x 4.5"	
Hard Body ('86-'97)	100mm 6	4 6 x 5.5"	
Juke ('11-On)	66mm 2	2 5 x 4.5"	
Leaf ('11-On)	66mm 2	2 5 x 4.5"	
Maxima (To-'88)	66mm 2	1 4 x 4.5"	
Maxima ('89-On)	66mm 2	2 5 x 4.5"	
Murano ('03-On)	66mm 2	2 5 x 4.5"	
NV200 ('13-On)	66mm 2	1 5 x 4.5"	
NV1500 ('12-On)	4.77" 9	1 8 x 6.5"	
NV2500 HD ('12-On)	4.77" 9	1 8 x 6.5"	
NV3500 HD ('12-On)	4.77" 9	1 8 x 6.5"	
NX-1600 ('92-'94)	59mm 1	1 4 x 100	
NX-2000 ('92-'94)	59mm 1	1 4 x 100	
Pulsar ('87-'05)	59mm 1	1 4 x 100	
Pathfinder ('86-'04)	100mm 6	4 6 x 5.5"	
Pathfinder ('05-'12)	66mm 2	4 6 x 4.5"	
Pathfinder ('13-On)	66mm 2	2 5 x 4.5"	
Quest ('99-On)	66mm 2	2 5 x 4.5"	
Rogue ('08-On)	66mm 2	2 5 x 4.5"	
Sentra ('87-'99)	59mm 1	1 4 x 100	
Sentra ('00-'12)	66mm 2	1 4 x 4.5"	
Sentra ('13-On)	66mm 2	2 5 x 4.5"	



				
424	NISSAN Continued	ø Bore / Collet #	Plate # / PCD	
425	Skyline ('89-'94)	66mm 2	2 5 x 4.5"	
426	Stanza ('70-'92)	66mm 2	2 5 x 4.5"	
427	Titan ('04-On)	77.8mm 4	4 6 x 5.5"	
428	Versa ('07-'12)	66mm 2	1 4 x 4.5"	
429	Versa ('13-On)	59mm 1	1 4 x 100	
430	Xtrail ('04-'06)	66mm 2	2 5 x 4.5"	
431	Xterra ('00-'04)	100mm 6	4 6 x 5.5"	
432	Xterra ('05-On)	66mm 2	4 6 x 4.5"	
433	OLDSMOBILE	ø Bore / Collet #	Plate # / PCD	
434	98 FWD ('85-'96)	Cone -	3 5 x 115	
435	Achieva ('92-'98)	57mm 1	3 5 x 100	
436	Alero ('99-'04)	70.2mm 3	3 5 x 115	
437	Aurora ('95-'03)	70.2mm 3	3 5 x 115	
438	Bravada ('91-'01)	70.2mm 3	3 5 x 4.75"	
439	Bravada ('02-'04)	78mm 4	4 6 x 127	
440	Cutlass Calais ('85-'91)	Cone -	3 5 x 100	
441	88 FWD ('86-'03)	Cone -	3 5 x 115	
442	Firenza ('82-'88)	Cone -	3 5 x 100	
443	Intrigue ('98-'03)	70.2mm 3	3 5 x 115	
444	Regency ('97-'99)	70.2mm 3	3 5 x 115	
445	Silhouette ('90-'04)	70.2mm 3	3 5 x 115	
446	PLYMOUTH	ø Bore / Collet #	Plate # / PCD	
447	Acclaim ('89-'95)	Cone -	3 5 x 100	
448	Breeze ('96-'00)	57mm 1	3 5 x 100	
449	Caravelle ('83-'88)	Cone -	3 5 x 100	
450	Colt ('83-'94)	67mm 2	1 4 x 4.5"	
451	Gran Fury ('82-'89)	Cone -	3 5 x 100	
452	Horizon ('78-'90)	Cone -	1 4 x 100	
453	Lazer ('90-'94)	67mm 2	2 5 x 4.5"	
454	Neon 4 Lug ('95-'01)	57mm 1	1 4 x 100	
455	Neon 5 Lug ('95-'01)	57mm 1	3 5 x 100	
456	Prowler ('97-'01)	71.5mm 3	2 5 x 4.5"	
457	Reliant ('86-'89)	Cone -	3 5 x 100	
458	Sundance ('87-'94)	57mm 1	3 5 x 100	
459	Voyager SWB ('84-'95)	Cone -	3 5 x 100	
460	Voyager LWB ('92-'95)	Cone -	2 5 x 4.5"	
461	Voyager 4-Cyl. ('96-'00)	57mm 1	3 5 x 100	
462	Voyager V6 ('96-'00)	71.5mm 3	2 5 x 4.5"	
463	PONTIAC	ø Bore / Collet #	Plate # / PCD	
464	2000 ('82-'93)	Cone -	3 5 x 100	
465	6000 ('82-'91)	70.2mm 3	3 5 x 115	
466	Aztec ('01-'05)	70.2mm 3	3 5 x 115	
467	Bonneville ('87-'05)	70.2mm 3	3 5 x 115	
468	Firebird ('70-'92)	Cone -	3 5 x 4.75"	
469	Firebird ('93-'02)	Cone -	3 5 x 4.75"	
470	G3 Wave ('05-'09)	56.5mm 1	1 4 x 100	

				
	PONTIAC Continued	ø Bore / Collet #	Plate # / PCD	
	G5 15" Wheel ('07-'09)	56.5mm 1	1 4 x 100	
	G5 ('07-'09)	65mm 2	2 5 x 110	
	G6 ('05-'09)	65mm 2	2 5 x 110	
	G8 ('08-'09)	67mm 2	2 5 x 120	
	Grand Am ('85-'96)	Cone -	3 5 x 100	
	Grand Am ('97-'05)	70.2mm 3	3 5 x 115	
	Grand Prix ('88-'08)	70.2mm 3	3 5 x 115	
	GTO ('04-'06)	70.2mm 3	3 5 x 4.75"	
	LeMans ('88-'93)	Cone -	1 4 x 100	
	Montana ('99-'06)	70.2mm 3	3 5 x 115	
	Montana ('07-'08)	70.2mm 3	4 6 x 115	
	Solstice ('06-'09)	65mm 2	2 5 x 110	
	Sunbird ('82-'94)	Cone -	3 5 x 100	
	Sunfire ('95-'05)	57mm 1	3 5 x 100	
	Trans Am ('93-'02)	Cone -	3 5 x 4.75"	
	Torrent ('06-'09)	70.2mm 3	3 5 x 115	
	TranSport ('90-'98)	70.2mm 3	3 5 x 115	
	Vibe ('02-'09)	54mm 1	3 5 x 100	
	PORSCHE	ø Bore / Collet #	Plate # / PCD	
	911 ('73-On)	71.5mm 3	3 5 x 130	
	911 Turbo ('10-On)	84mm 4	N/A CenterNut	
	911 GT2 RS ('10-On)	84mm 4	N/A CenterNut	
	911 GT3 ('73-'09)	71.5mm 3	3 5 x 130	
	911 GT3 ('10-On)	84mm 4	N/A CenterNut	
	911 GT3 RS ('10-On)	84mm 4	N/A CenterNut	
	924 ('76-'88)	57mm 1	1 4 x 108	
	928 ('77-'95)	71.5mm 3	3 5 x 130	
	Boxster ('96-On)	71.5mm 3	3 5 x 130	
	Cayenne ('02-On)	71.5mm 3	3 5 x 130	
	Cayman ('05-On)	71.5mm 3	3 5 x 130	
	Macan ('15-On)	66.5mm 2	3 5 x 112	
	Panamera ('09-On)	71.5mm 3	3 5 x 130	
	RAM	ø Bore / Collet #	Plate # / PCD	
	1500 ('11-On)	77.8mm 4	3 5 x 5.5"	
	2500 ('11-On)	4.77" 9	1 8 x 6.5"	
	2500 Dual ('11-On)	4.77" 9	1 8 x 6.5"	
	3500 ('11-On)	4.77" 9	1 8 x 6.5"	
	3500 Dual ('11-On)	4.77" 9	1 8 x 6.5"	
	CIV Tradesman ('12-On)	71.5mm 3	2 5 x 127	
	Dakota ('11)	77.8mm 4	3 5 x 5.5"	
	ProMaster 1500 ('14-On)	78mm 4	3 5 x 130	
	ProMaster 2500 ('14-On)	78mm 4	3 5 x 130	
	ProMaster 3500 ('14-On)	78mm 4	3 5 x 130	
	RENAULT	ø Bore / Collet #	Plate # / PCD	
	All Models	Cone -	1 4 x 100	

				
471	ROLLS-ROYCE	ø Bore / Collet #	Plate # / PCD	
472	Corniche ('00-'02)	72.5mm 3	2 5 x 120	
473	Ghost ('10-'On)	72.5mm 3	2 5 x 120	
474	Phantom ('03-'On)	72.5mm 3	2 5 x 120	
475	Silver Seraph ('98-'02)	72.5mm 3	2 5 x 120	
476	Wraith ('14-'On)	72.5mm 3	2 5 x 120	
477	SAAB	ø Bore / Collet #	Plate # / PCD	
478	9.2 ('04-'06)	56mm 1	3 5 x 100	
479	9.3 ('99-'11)	65mm 2	2 5 x 110	
480	9.4X ('11-'12)	67mm 2	4 6 x 120	
481	9.5 ('99-'09)	65mm 2	2 5 x 110	
482	9.5 ('10-'11)	67mm 2	2 5 x 120	
483	9.7X ('05-'09)	78mm 4	4 6 x 127	
484	900 ('88-'93)	65mm 2	1 4 x 108	
485	900 ('94-'98)	65mm 2	2 5 x 110	
486	9000 ('85-'98)	65mm 2	1 4 x 108	
487	SATURN	ø Bore / Collet #	Plate # / PCD	
488	Astra ('08-'09)	65mm 2	2 5 x 110	
489	Aura ('07-'09)	65mm 2	2 5 x 110	
490	Ion ('03-'07)	57mm 1	1 4 x 100	
491	Ion Redline ('05-'07)	65mm 2	2 5 x 110	
492	L ('02-'05)	65mm 2	2 5 x 110	
493	LS ('00-'01)	65mm 2	2 5 x 110	
494	LW ('00-'03)	65mm 2	2 5 x 110	
495	Outlook ('07-'09)	74.5mm 3b	4 6 x 132	
496	Relay ('05-'07)	70.2mm 3	4 6 x 115	
497	SC ('91-'02)	57mm 1	1 4 x 100	
498	Sky ('07-'09)	65mm 2	2 5 x 110	
499	SL ('91-'02)	57mm 1	1 4 x 100	
500	SW ('93-'01)	57mm 1	1 4 x 100	
501	Vue ('03-'09)	70.2mm 3	3 5 x 115	
502	SCION	ø Bore / Collet #	Plate # / PCD	
503	FR-S ('12-'On)	54mm 1	3 5 x 100	
504	iQ ('11-'On)	54mm 1	1 4 x 100	
505	tC ('05-'10)	54mm 1	3 5 x 100	
506	tC ('11-'On)	60mm 1	2 5 x 4.5"	
507	xA ('04-'06)	54mm 1	1 4 x 100	
508	xB ('04-'07)	54mm 1	1 4 x 100	
509	xB ('08-'On)	60mm 1	2 5 x 4.5"	
510	xD ('08-'On)	54mm 1	3 5 x 100	
511	SMART	ø Bore / Collet #	Plate # / PCD	
512	Fortwo ('04-'15)	57mm 1	N/A 3 x 112	
513	Fortwo ('16-'On)	60mm 1	1 4 x 100	
514	Forfour ('16-'On)	60mm 1	1 4 x 100	
515	SUBARU	ø Bore / Collet #	Plate # / PCD	
516	Baja ('03-'05)	56mm 1	3 5 x 100	
517	BRZ ('13-'On)	56mm 1	3 5 x 100	

			
SUBARU <i>Continued</i>	ø Bore / Collet #	Plate # / PCD	
Forester ('98-'On)	56mm 1	3 5 x 100	
Impreza ('93-'On)	56mm 1	3 5 x 100	
Impreza WRX ('02-'On)	56mm 1	3 5 x 100	
Impreza WRX STI ('04)	56mm 1	3 5 x 100	
Impreza WRX STI ('05-'10)	56mm 1	2 5 x 4.5"	
Justy ('84-'94)	56mm 1	1 4 x 100	
Legacy ('94-'On)	56mm 1	3 5 x 100	
Outback ('94-'On)	56mm 1	3 5 x 100	
SVX ('92-'97)	56mm 1	2 5 x 4.5"	
Tribeca B9 ('05-'On)	56mm 1	2 5 x 4.5"	
XT6 ('85-'91)	56mm 1	3 5 x 100	
XV Crosstrek ('13-'On)	56mm 1	3 5 x 100	
SUZUKI	ø Bore / Collet #	Plate # / PCD	
Aerio ('02-'07)	54mm 1	1 4 x 100	
Equator ('09-'12)	66mm 2	4 6 x 4.5"	
Esteem ('99-'03)	56.5mm 1	1 4 x 100	
Forenza ('04-'07)	56.5mm 1	1 4 x 4.5"	
Grand Vitara ('99-'05)	108mm 7	3 5 x 5.5"	
Grand Vitara ('06-'12)	60mm 1	2 5 x 4.5"	
Kizashi ('10-'13)	60mm 1	2 5 x 4.5"	
Reno ('05-'08)	56.5mm 1	1 4 x 4.5"	
Samurai ('86-'95)	108mm 7	3 5 x 5.5"	
Sidekick ('89-'98)	108mm 7	3 5 x 5.5"	
Swift ('94-'03)	60mm 1	1 4 x 4.5"	
SX4 ('06-'12)	60mm 1	2 5 x 4.5"	
Verona ('04-'06)	56.5mm 1	1 4 x 4.5"	
Vitara ('99-'04)	108mm 7	3 5 x 5.5"	
X90 ('96-'98)	108mm 7	3 5 x 5.5"	
XL7 ('01-'06)	108mm 7	3 5 x 5.5"	
XL7 ('07-'09)	70.2mm 3	3 5 x 115	
TESLA			
Model S ('13-'On)	64mm 2	2 5 x 120	
Roadster ('08-'12)	65mm 2	2 5 x 110	
TOYOTA	ø Bore / Collet #	Plate # / PCD	
4Runner ('84-'94)	60mm 1	4 6 x 5.5"	
4Runner ('95-'On)	106mm 7	4 6 x 5.5"	
Avalon ('95-'On)	60mm 1	2 5 x 4.5"	
Camry (To-'91)	54mm 1	3 5 x 100	
Camry ('92-'On)	60mm 1	2 5 x 4.5"	
Camry Solara ('99-'08)	60mm 1	2 5 x 4.5"	
Celica ('86-'91)	54mm 1	1 4 x 100	
Celica ('92-'06)	54mm 1	3 5 x 100	
Corolla ('85-'01)	54mm 1	1 4 x 100	
Corolla ('02-'On)	54mm 1	3 5 x 100	
Cressida ('89-'92)	60mm 1	2 5 x 4.5"	

				
		ø Bore / Collet #		Plate # / PCD
518	TOYOTA Continued			
519	Echo ('00-'05)	54mm	1	1 4 x 100
520	FJ Cruiser ('07-On)	106mm	7	4 6 x 5.5"
521	Highlander ('02-On)	60mm	1	2 5 x 4.5"
522	Land Cruiser (To-'97)	106mm	7	4 6 x 5.5"
523	Land Cruiser ('98-On)	110mm	7	2 5 x 150
524	Matrix ('02-'09)	54mm	1	3 5 x 100
525	Matrix ('10-On)	60mm	1	2 5 x 4.5"
526	MR2 ('91-'95)	60mm	1	2 5 x 4.5"
527	MR2 Spyder ('00-'04)	54mm	1	1 4 x 100
528	Paseo ('95-'03)	54mm	1	1 4 x 100
529	Pick-up 2WD ('70-'94)	Cone	-	2 5 x 4.5"
530	Pick-up 4WD ('87-'94)	106mm	7	4 6 x 5.5"
531	Previa ('91-'97)	60mm	1	2 5 x 4.5"
532	Prius ('01-'04)	54mm	1	1 4 x 100
533	Prius ('05-On)	54mm	1	3 5 x 100
534	Prius c ('12-On)	54mm	1	1 4 x 100
535	Prius v ('12-On)	60mm	1	2 5 x 4.5"
536	RAV4 ('96-On)	60mm	1	2 5 x 4.5"
537	Sequoia ('01-'07)	106mm	7	4 6 x 5.5"
538	Sequoia ('08-On)	110mm	7	2 5 x 150
539	Sienna ('98-On)	60mm	1	2 5 x 4.5"
540	Supra ('86-'02)	60mm	1	2 5 x 4.5"
541	T-100 ('95-'98)	106mm	7	4 6 x 5.5"
542	Tercel ('81-'99)	54mm	1	1 4 x 100
543	Tacoma 2WD ('95-On)	67mm	2	2 5 x 4.5"
544	Tacoma 4WD ('95-On)	106mm	7	4 6 x 5.5"
545	Tacoma PreRunner ('95-'03)	106mm	7	4 6 x 5.5"
546	Tundra ('00-'06)	108mm	7	4 6 x 5.5"
547	Tundra ('07-On)	110mm	7	2 5 x 150
548	Venza ('09-On)	60mm	1	2 5 x 4.5"
549	Yaris ('07-On)	54mm	1	1 4 x 100
550	VOLKSWAGEN	ø Bore / Collet #		Plate # / PCD
551	Beetle ('98-'10)	57mm	1	3 5 x 100
552	Beetle ('11-On)	57mm	1	3 5 x 112
553	Bus	57mm	1	3 5 x 112
554	Cabrio ('95-'03)	57mm	1	1 4 x 100
555	CC Passat ('09-On)	57mm	1	3 5 x 112
556	Corrado 4 Lug ('90-'95)	57mm	1	1 4 x 100
557	Corrado SLC 5 Lug ('90-'95)	57mm	1	3 5 x 100
558	Eos ('07-On)	57mm	1	3 5 x 112
559	Eurovan ('92-'03)	57mm	1	3 5 x 112
560	Fox ('87-'93)	57mm	1	1 4 x 100
561	Golf / GTI II & III ('85-'92)	57mm	1	1 4 x 100
562	Golf / GTI III VR6 ('93-'99)	57mm	1	3 5 x 100
563	Golf / GTI IV ('99-'05)	57mm	1	3 5 x 100
564	Golf / GTI V ('06-On)	57mm	1	3 5 x 112

					
		ø Bore / Collet #		Plate # / PCD	
	VOLKSWAGEN Continued				
	Golf R ('12-On)	57mm	1	3 5 x 112	
	Jetta I, II & III ('95-'99)	57mm	1	1 4 x 100	
	Jetta III VR6 ('93-'99)	57mm	1	3 5 x 100	
	Jetta IV ('99-'05)	57mm	1	3 5 x 100	
	Jetta V ('06-On)	57mm	1	3 5 x 112	
	Passat 4 Cyl. ('90-'97)	57mm	1	1 4 x 100	
	Passat 6 Cyl. ('92-'97)	57mm	1	3 5 x 100	
	Passat ('98-On)	57mm	1	3 5 x 112	
	Phaeton ('04-'07)	57mm	1	3 5 x 112	
	Quantum ('84-'89)	Cone	-	1 4 x 100	
	Rabbit ('06-'09)	57mm	1	3 5 x 112	
	Routan ('09-'12)	71.5mm	3	2 5 x 127	
	Scirocco (To-'89)	57mm	1	1 4 x 100	
	Vanagon ('81-'91)	Cone	-	3 5 x 112	
	Tiguan ('09-On)	57mm	1	3 5 x 112	
	Touareg ('04-On)	71.5mm	3	3 5 x 130	
	VOLVO	ø Bore / Collet #		Plate # / PCD	
	200 Series ('89-'93)	65mm	2	3 5 x 108	
	700 Series ('84-'92)	65mm	2	3 5 x 108	
	850 (To-'93)	65mm	2	1 4 x 108	
	850 ('94-'98)	65mm	2	3 5 x 108	
	900 Series ('91-'97)	65mm	2	3 5 x 108	
	C30 ('08-On)	63.3mm	2	3 5 x 108	
	C70 ('98-'03)	65mm	2	3 5 x 108	
	C70 ('06-On)	63.3mm	2	3 5 x 108	
	S40 ('00-'04)	67mm	2	1 4 x 4.5"	
	S40 ('05-'11)	63.3mm	2	3 5 x 108	
	S60 ('01-'10)	65mm	2	3 5 x 108	
	S60 ('11-On)	63.3mm	2	3 5 x 108	
	S70 ('98-'05)	65mm	2	3 5 x 108	
	S80 ('99-'06)	65mm	2	3 5 x 108	
	S80 ('07-On)	63.3mm	2	3 5 x 108	
	S90 ('97-'98)	65mm	2	3 5 x 108	
	V40 ('00-'03)	67mm	2	1 4 x 4.5"	
	V50 ('05-'11)	63.3mm	2	3 5 x 108	
	V60 ('15-On)	63.3mm	2	3 5 x 108	
	V70 ('98-'07)	65mm	2	3 5 x 108	
	V90 ('97-'99)	65mm	2	3 5 x 108	
	XC60 ('09-On)	63.3mm	2	3 5 x 108	
	XC70 ('05-On)	65mm	2	3 5 x 108	
	XC90 ('03-On)	67mm	2	3 5 x 108	
	All Wheel Balancing Tools Are Made In North Carolina, USA.				
	Vehicles sold after 1987 are included, along with some older collector's cars.				
	Copyright Vibration Solutions. All Rights Reserved.				
	This material may not be published, rewritten or redistributed.				
	This chart is a guide only. Not liable for errors or consequential damage.				

Optional Tools for Light-Commercial & Motorhome Wheels



Bering LD15 - **Chevrolet** Avalanche, C/K2500, C/K3500, G30, GE/GS2500, GE/GS3500, P2500, P3500, Express G2500, Express G3500, Silverado 1500, Silverado 2500, Silverado 3500, Suburban K1500, Suburban K2500, W-series - **Dodge** B300, B350, D200, D250, D300, D350, RAM 2500, RAM 3500, RAM 4500, RAM 5500, RAM Van B250, RAM Van B2500, RAM Van B350, RAM Van B3500, Sprinter - **Ford** E150, E250, E350, E450, E550, Excursion, F250, F350, F450, F550, F-SuperDuty, LCF, Motorhome Chassis, Transit - **Freightliner** Sprinter, GMC C2500, C3500, Savana 2500, Savana 3500, Sierra 2500, Sierra 3500, Suburban, Yukon - **Hino** 6-lug wheels - **Hummer** H1, H2 - **Isuzu** 6-lug wheels - **Mercedes** Sprinter - **Mitsubishi Fuso** 6-lug wheels - **Nissan** NV1500, NV2500, NV3500 - **Sterling** Bullet - **UD Trucks** 6-lug Wheels



THE MOST VALUED PRODUCTIVITY SOLUTIONS IN THE WORLD



Hofmann is committed to product innovation and improvement. Therefore, specifications listed in this brochure may change without notice. ©2015 Snap-on Incorporated. Hofmann is a trademark of Snap-on Equipment GmbH. All right reserved. All other marks are marks of their respective holders

06/15 SS3122B

Hofmann USA

309 Exchange Avenue
Conway, AR 72032
800.251.4500
Int: 501.505.2662
www.hofmann-usa.com

Hofmann Canada

6500 Millcreek Dr
Mississauga ON L5N 2W6
800.362.4608
www.hofmann.ca

HOFMANN®

