

AUTEL MaxisYS

# COMMERCIAL VEHICLE


## ADAS LDW CALIBRATIONS



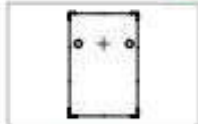





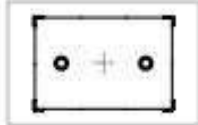


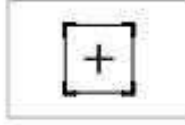
PERFORM STATIONARY CALIBRATIONS ON LIGHT DUTY VEHICLES, CLASS 1-3

PART NO: CVALDW

# CV ADAS LDW

INCLUDES STANDARD FRAME, PARTS AND TARGETS

LANE DEPARTURE WARNING 

 NISSAN LDWII CSC601/03-L	 NISSAN LDWII CSC601/03-R	 MERCEDES LDWII CSC601/19	 HONDA/ACURA LDWII CSC601/08-L	 HONDA/ACURA LDWII CSC601/08-R	 HONDA/ACURA LDWI CSC601/09
 NISSAN/INFINITI LDWI CSC601/06-L	 NISSAN/INFINITI LDWI CSC601/06-R	 MERCEDES LDWI CSC601/02	 TOYOTA/LEXUS LDWI CSC601/11	 TOYOTA/LEXUS LDWII CSC601/15	 HYUNDAI/KIA LDWI CSC601/09




DIGITAL  
ADAS ALSO  
INCLUDED!



WHEEL CLAMPS



STANDARD FRAME



WHEEL CLAMP LASERS

**STANDARD FRAME** The Autel MaxiSYS ADAS Standard Frame is ideal for one-location shops or for use with an Alignment Machine. The sturdy, adjustable frame provides a new station to bring ADAS Calibration services in-house.

