

OPERATING MANUAL | CH-24 BEAD BREAKER



July 11, 2019

800.223.4540


3451 S. 40th St., Phoenix, AZ | www.buytsi.com

Fax: 602.437.5025 | Email: sales@buytsi.com

Made in the USA at our plant in Monticello, MN

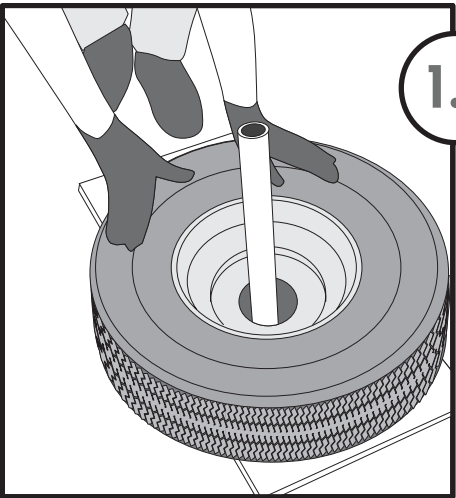
CH-24 BEAD BREAKER

OPERATING INSTRUCTIONS



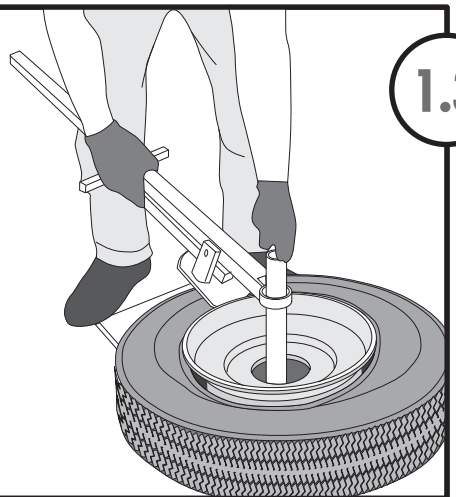
1.1

Place mounted tire and wheel onto platform over the breaker post.




1.2

Push tire forward so that the wheel center is against the breaker post on the working slide.



1.3


Slip the bead breaking mechanism over the center post and position breaker shoe between tire bead and wheel rim.



1.4


Set the breaker shoe between the rim and bead with the T-Handle while maintaining a shallow angle.

IMPORTANT:



1.5

Re-adjust breaker shoe by sliding shoe ring on the center post up or down as required, angle and rest between rim and bead. Test the shoe angle by pushing down on the shoe handle to assure a good fit. Repeat if necessary.



1.6

Push downward to break the bead from rim. Re-adjust and repeat steps 4 thru 6 if required.

Warranty Statement & Return Policy

Warranty & Workmanship you can depend on.

With over 30 years of manufacturing experience we maintain the ability to provide competitive prices while employing and manufacturing the majority of our products in the USA. Pride in our workmanship and standing behind each and every product is not just our claim but our uncompromising responsibility.

Tire Service International equipment is warranted to be free from defects in materials and workmanship for a period of one year from the date of original purchase to the original owner. Repair labor is warranted for 90 days from the date of original purchase. Bushings, blades, bearings and normal wear and tear are not covered under warranty. Careless handling, negligence, misuse, abuse, mutilation, improper operation, making unauthorized repairs, additions, and or alterations automatically cancel this warranty and relieves TSI of any obligation. Cheetah tanks claimed to be defective while under warranty will be evaluated at our manufacturing plant and either repaired if possible or exchanged and returned or credit issued to the customer account at our discretion. Damage resulting from dropping the tanks will not receive warranty consideration. Warranty parts need to be returned prepaid to the plant for credit. Any replacement parts shipped from the plant will be shipped at the customer's expense. Machines requiring warranty work must be brought to the manufacturing plant in 201 Chelsea Rd, Monticello, MN or to a repair facility authorized by TSI.

Return Policy:

!!WARNING!! Goods returned without an RGA will be refused. A Returned Goods Authorization form must be obtained before returning any material or goods. All non-warranty returns will be subject to a 15% restocking fee plus any additional charges for reconditioning/repacking.



Rev 2.14.2019

3451 S. 40th St., Phoenix, AZ 85040 • Toll Free 800.223.4540 • Arizona 602.437.5020 • Fax 602.437.5025