

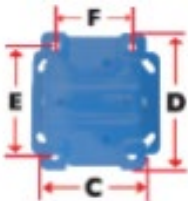

RapidAir Air Hose Reels

- Robust Construction
- All steel construction, dual-arm mounting
- with stamped reinforcing ribs, powder coat finish
- Versatile Mounting
- Adjustable guide arm, hose reel can be installed on wall or ceiling
- 8 Position ratchet gear locks hose when pulled out of the reel
- Spring return drive automatically rewinds the hose
- Premium quality, Made in Germany rubber air hose, 300 psi rated

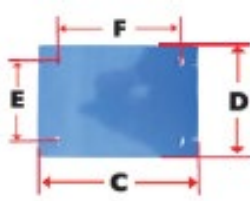


PART #	HOSE I.D.	HOSE LENGTH	HOSE END NPT	INLET SIZE NPT	WEIGHT
R-03050	3/8"	50 FT	1/4 MALE	1/2 FEMALE	36 LBS
R-03075	3/8"	75 FT	1/4 MALE	1/2 FEMALE	45 LBS
R-05050	1/2"	50 FT	1/2 MALE	1/2 FEMALE	52 LBS

PART #	A	B	C	D	E	F	G (HOLE Ø)
R-03050	20.00"	17.50"	8.75"	5.75"	4.50"	7.50"	.50"
R-03075	22.00"	20.00"	11.63"	7.00"	5.25"	10.00"	.50"
R-05050	22.00"	20.00"	11.63"	7.00"	5.25"	10.00"	.50"



R-SB03050



R-SB05050

Optional R-SB03050 swivel for R-03050 reel
Optional R-SB05050 swivel for the R-05050 and R-03075

PART #	C	D	E	F	G (HOLE Ø)
R-SB03050	5.625"	7.25"	5.75"	4.00"	.50
R-SB05050	8.00"	5.50"	4.00"	6.00"	.50

PART #	HOSE I.D.	HOSE LENGTH	HOSE END NPT	INLET SIZE NPT	WEIGHT
R-05100	1/2"	100 FT	1/2 MALE	1/2 FEMALE	82 LBS

PART #	A	B	C	D	E	F	G (HOLE Ø)
R-05100	23.00"	22.00"	10.75"	11.75"	8.63"	7.63"	.75"

